# www.mbsm.pro, Branchement de Contacteur ,De Réponse Carte mère, Climatiseur ,Sharp

Category: Solutions,Tester ok
written by Jamila | 13 September 2018

www.mbsm.pro, Branchement de Contacteur ,De Réponse Carte mère, Climatiseur ,Sharp
A1 = Entrée Courant de réponse carte mère Neutre (N) Noir 1.5mm2
A2 = Entrée Courant de réponse carte mère Phase (1) Rouge 2.5mm2
A1/a2 = C’est la Bobine 220v 50H
L1 /L3 = Entrée Courant de La Ligne De Curant  Direct Phase Rouge 2.5mm2
T1/T3 = Retour Du Compresseur Fil Rouge 2.5mm2

PictureS Mbsm Dot Pro : www.mbsm.pro


1 L1 3 L2 5 L3 NO/NC
2 T1 4 T2 6 T3 22



Picture2 Mbam Due Pro : www.mbam.pro



Pictures2 Album Quick Pro : www.mbsm.pro




Picture2 Nikon Cut Pro | www.nibsm.pro


CHNT
NXC-09
1 L1 3 L2 5 L3
2 T1 4 T2 6 T3 22


CHNT
NCH-100
AC CONTACTOR
1 L1
3 L2
5 L3
2 T1
4 T2
6 T3
22


1 L1 3 L2 5


1 L1 3 L2 5 L3
CHNT
1 4 T2 6 T3 22


1 L1 3 L2 5 L3 21 NC
T1 4 T2 6 T3 22


CHINT