

PDF , HVAC et Refrigeration Parts, Copper, Chemicals, Compressors, Controls, Coils, Fans & Motors, Electronics, Service Tools, Supplies

Category: Solutions,Technologie

written by Lilianne | 26 May 2020

PDF , HVAC et Refrigeration Parts, Copper, Chemicals, Compressors, Controls, Coils, Fans & Motors, Electronics, Service Tools, Supplies

Mbsm_dot_pro_private_PDF_hvac2partsandsupplies-1Télécharger

Hand Valve



Model	Connection Size	Connection Type
	(Inch)	
NHV-04-1/4	1/4"	Flare to Flare, with brass nut
NHV-06-3/8	3/8"	Flare to Flare, with brass nut
NHV-08-1/2	1/2"	Flare to Flare, with brass nut
NHV-10-5/8	5/8"	Flare to Flare, with brass nut
NHV-12-3/4	3/4"	Flare to Flare, with brass nut
NHV-04S-1/4	1/4"	Solder to solder
NHV-06S-3/8	3/8"	Solder to solder
NHV-08S-1/2	1/2"	Solder to solder
NHV-10S-5/8	5/8"	Solder to solder
NHV-12S-3/4	3/4"	Solder to solder

Application:

- Valve bodies are made from forged brass. Its full-size openings for maximum flow and minimum pressure drop, mounting brackets for easy installation.

Feature:

- Forged brass construction.
- Compatible with all refrigerants and oils.
- Available with solder and flare with nuts connections.
- 100% leakage tested.

Private Picture Copyright : WWW.MBSM.PRO

Split Shut-Off Valve



Model	Connection Size	Connection Thread	Remark
	(Inch)		
SSOV-1/4	1/4"	7/16"-20UNF	With access port
SSOV-3/8	3/8"	5/8"-18UNF	With access port
SSOV-1/2	1/2"	3/4"-16UNF	With access port
SSOV-5/8	5/8"	7/8"-14UNF	With access port
SSOV-3/4	3/4"	1-1/6"-14UNF	With access port
SSOV-1/4-2W	1/4"	7/16"-20UNF	Without access port
SSOV-3/8-2W	3/8"	5/8"-18UNF	Without access port
SSOV-1/2-2W	1/2"	3/4"-16UNF	Without access port
SSOV-5/8-2W	5/8"	7/8"-14UNF	Without access port
SSOV-3/4-2W	3/4"	1-1/6"-14UNF	Without access port

Feature:

- Combined function of shut-off, charging and testing.
- 100% forged brass body.
- Compact foot mounted design allows fast installation.
- Access port is available.
- Compatible for all refrigerants.

Private Picture Copyright : WWW.MBSM.PRO

Thermostatic Expansion Valve



NRF(E)



RT(E)



SM(E)

Private Picture Copyright : WWW.MBSM.PRO

Type	Refrigerant	Model	Capacity	Connection SAE/ODF	
			Kw	Inlet	Outlet
NRF(E) RT (E)	R134a	1/4M	0.88	3/8"	1/2"
		1/2M	1.76	3/8"	1/2"
		1M	3.52	3/8"	1/2"
		1-1/2M	5.28	3/8"	1/2"
		2M	7.04	3/8"	1/2"
		2-1/2M	8.80	3/8"	1/2"
		3M	10.56	3/8"	5/8"
		4M	12.32	1/2"	5/8"
		5-1/2M	19.36	1/2"	5/8"
		7-1/2M	26.40	1/2"	5/8"
	R22 R407C	9M	31.68	1/2"	5/8"
		1/2H	1.76	3/8"	1/2"
		1H	3.52	3/8"	1/2"
		1-1/2H	5.28	3/8"	1/2"
		2H	7.04	3/8"	1/2"
		3H	10.56	3/8"	1/2"
		4H	14.08	3/8"	1/2"
		5H	17.60	3/8"	5/8"
		6H	21.12	1/2"	5/8"
		7-1/2H	26.40	1/2"	5/8"
	R404A R507	10H	35.20	1/2"	5/8"
		12H	42.24	1/2"	5/8"
		1/3S	1.17	3/8"	1/2"
		2/3S	2.35	3/8"	1/2"
		1S	3.52	3/8"	1/2"
		1-1/2S	5.28	3/8"	1/2"
		2S	7.04	3/8"	1/2"
		3S	10.56	3/8"	1/2"
		3-1/2S	12.32	3/8"	5/8"
		4S	14.08	1/2"	5/8"
SM(E) - SAE Orifice	R134a, R22, R507 R407C, R404A	SM(E)	-	3/8"	1/2"
		#0 - #6	-	-	-

Application:

- Thermostatic expansion valve regulate the flow of refrigerant liquid into evaporators. They are widely used in air conditioning, refrigeration, heat pump and chiller applications.

Note: if there is "E" after model, it indicates external equalization.

Feature:

- Evap. Temp.: -40 °C to +10 °C.
- Constant superheat adjusting performance.
- Can be supplied with MOP (max. operating pressure).
- Capillary length: 1.5m(NRF/NRFE/RT/RTE); (SM/SME).
- Pressure Equalization: NRFE / RTE / SME: ext. 1/4"; NRF / RT / SM: int.

Our Customers:



Rated capacity is based on:

- Evaporating temperature $t_e = +4.4$ °C.
- Condensing temperature $t_c = +40$ °C.
- Refrigerant liquid temperature ahead of valve $t_l = +37.8$ °C.

Private Picture Copyright : WWW.MBSM.PRO

Pressure Controls



3/6 Flare nut M12x1.25 Thread
1/4" Flare nut 7/16"-20UNF Thread

Standard Connection

Private Picture Copyright : WWW.MBSM.PRO

Symbol	Model	Low Pressure (Mpa)		High Pressure (Mpa)		Reset		MAX. work pressure		UL Certification
		Adjust range	Differential	Adjust range	Differential	L.P.	H.P.	L.P. (Mpa)	H.P. (Mpa)	
Low Pressure (L.P.)	NWP2	0 ~ 0.2	0.04 ~ 0.1			Aut.		1.7		YES
	NWP3	-0.05 ~ 0.3	0.05 ~ 0.2			Aut.		1.7		YES
	NWP6M	-0.05 ~ 0.6	Fixed \leq 0.2			Man.		1.7		NO
	NWP6	-0.05 ~ 0.6	0.1 ~ 0.4			Aut.		1.7		YES
	NWP10	0.1 ~ 1.0	0.1 ~ 0.3			Aut.		1.7		YES
	NWP6W-12S	0 ~ 0.02	0.04 ~ 0.1			Aut.		1.7		NO
	NWP6W-12D	0.05 ~ 0.2	\leq 0.04			Aut.		1.7		NO
High Pressure (H.P.)	NWP760	0 ~ -0.1				Aut.		1.7		NO
	NWP12D			0.2 ~ 1.2	0.1 ~ 0.4		Aut.		3.3	YES
	NWP16D			0.3 ~ 1.7	0.2 ~ 0.5		Aut.		3.3	YES
	NWP20D			0.4 ~ 2.0	0.2 ~ 0.5		Aut.		3.3	YES
	NWP30D			0.5 ~ 3.0	0.5 ~ 1.0		Aut.		3.3	YES
	NWP30			1.0 ~ 3.0	Fixed \leq 0.4		Aut.		3.3	YES
	NWP30M			1.0 ~ 3.0	Fixed \leq 0.4		Man.		3.3	YES
	NWP45L			1.0 ~ 4.5	Fixed \leq 0.6		Aut.		4.8	NO
Dual Pressure	NWP45DL			1.0 ~ 4.5	0.5 ~ 1.5		Aut.		4.8	NO
	NWP830	-0.05 ~ 0.6	0.1 ~ 0.4	1.0 ~ 3.0	Fixed \leq 0.4	Aut.	Aut.	1.7	3.3	NO
	NWP830HM	-0.05 ~ 0.6	0.1 ~ 0.4	1.0 ~ 3.0	Fixed \leq 0.4	Aut.	Man.	1.7	3.3	NO
	NWP830HLM	-0.05 ~ 0.6	Fixed \leq 0.4	1.0 ~ 3.0	Fixed \leq 0.4	Man.	Man.	1.7	3.3	NO
	NWP1245L	0.2 ~ 1.2	0.1 ~ 0.4	1.0 ~ 4.5	Fixed \leq 0.6	Aut.	Aut.	2.5	4.8	NO
	NWP1245LHM	0.2 ~ 1.2	0.1 ~ 0.4	1.0 ~ 4.5	Fixed \leq 0.6	Aut.	Man.	2.5	4.8	NO
	NWP1245LHLM	0.2 ~ 1.2	Fixed \leq 0.2	1.0 ~ 4.5	Fixed \leq 0.6	Man.	Man.	2.5	4.8	NO

Private Picture Copyright : WWW.MBSM.PRO

Application:

- NEWEX pressure control can protect compressors in refrigeration and air-condition plant, and keep them from over-low pressure or over-high suction pressure; Can start and stop refrigeration compressors and fans of air condensers; Can be used not only in fluoride refrigeration, but also in air and liquid.

Feature:

- Ambient temperature/Medium temperature: -40 °C~65 °C/-40 °C~120 °C.
- Cable connection: The cable entry can be used for 15mm dia.
- Max. working pressure: L.P.: 1 MPa/H.P.: 3 MPa. (R410A: L.P.: 1.2 MPa/H.P.: 4.5 MPa.)
- Max. testing pressure: L.P.: 1.65 MPa/H.P.: 3.3MPa.(R410A: L.P.: 2.5 MPa/H.P.: 4.8 MPa.)
- Standard capillary length is 1m (including flare nuts).
- Product got UL and CE certification.

Notes:

- Our customers include YORK, Carrier, Midea, GREE, Trane, Climaveneta, Dunham-bush.

Our Customers:



Private Picture Copyright : WWW.MBSM.PRO



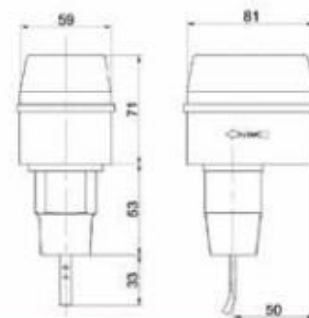
FSF50P-1(A)/FSF50P-2(A)/FSF50P-3(A)

FSF50P-1SN

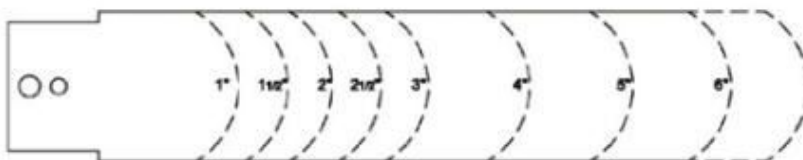


Model	Connection	Medium	Materials in contact with the medium	Crust
FSF50P-2	1/2"-14NPT	Water	Brass	Seal plastic case
FSF50P-3	3/4"-14NPT			
FSF50P-1	1"-11 1/2NPT			
FSF50P-2A	1/2"-14NPT	Caustic liquid	Stainless steel	Seal plastic case
FSF50P-3A	3/4"-14NPT			
FSF50P-1A	1"-11 1/2NPT			
FSF50P-1SN	1"-11 1/2NPT	Water	Brass	Seal plastic case

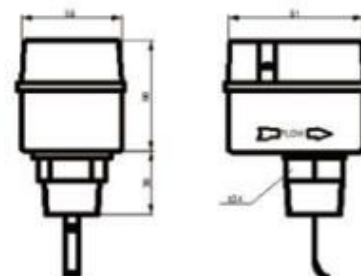
Dimension (Unit: mm)

Private Picture Copyright : WWW.MBSM.PRO

Dimension of the paddle (Unit: inch)



FSF50P-1(A)/FSF50P-2(A)/FSF50P-3(A)



FSF50P-1SN

Application:

- FSF series flow switches are used in measuring and controlling the flow of the liquid in the pipe, such as water, alcohol, etc., as well as in the places where it needs chain effect or cutout protection.

FSF series flow switches have SPDT switch, full-sealing structure as its shell, and stainless steel as its inside components, which can assure its use in any conditions. FSF-A series flow switches are used for caustic fluid liquid, the materials of FSF-A in contact with the medium is stainless steel.

Feature:

- Ambient temperature: -20~50°C.
- Liquid temperature: -25~120°C.
- Max. liquid pressure: 1.5MPa.
- Approvals: DnV, Det norske Veritas(Norway), CQC(China)CE (Europe).

Our Customers:Private Picture Copyright : WWW.MBSM.PRO

Sight Glass



Model	Connection Size	Length(mm)	Connection Type
NFH 1/4	1/4"	101	Solder to solder, extended copper tube
NFH 3/8	3/8"	119	Solder to solder, extended copper tube
NFH 1/2	1/2"	146	Solder to solder, extended copper tube
NFH 5/8	5/8"	146	Solder to solder, extended copper tube
NFH 3/4	3/4"	146	Solder to solder, extended copper tube
NFH 7/8	7/8"	173	Solder to solder, extended copper tube
NFL 1/4	1/4"	60	Flare to flare, with brass nut
NFL 3/8	3/8"	70	Flare to flare, with brass nut
NFL 1/2	1/2"	70	Flare to flare, with brass nut
NFL 5/8	5/8"	80	Flare to flare, with brass nut

Application:

- NEWEX sight glass provides accurate and quick visual of refrigerant and moisture levels within a system.

Feature:

- 100% leakage tested.
- Compatible with all refrigerants and oils.
- Solid brass construction.
- Large viewing window and indicator for better visibility.
- Available with extended solder (pure copper) and flare (with brass nuts) connections.

Our Customers:



Private Picture Copyright : WWW.MBSM.PRO

Pressure Switch

Application	Model	Open	Close	Tolerance
		PSI	PSI	
Low pressure automatic reset	NLPS0520	5	20	± 5 PSI
	NLPS1020	10	20	± 5 PSI
	NLPS2550	25	50	± 5 PSI
	NLPS2580	25	80	± 5 PSI
	NLPS4080	40	80	± 5 PSI
High pressure automatic reset	NHPS200150	200	150	± 15 PSI
	NHPS250150	250	150	± 15 PSI
	NHPS300200	300	200	± 15 PSI
	NHPS350250	350	250	± 15 PSI
	NHPS400200	400	200	± 15 PSI
	NHPS400300	400	300	± 15 PSI
	NHPS450250	450	250	± 15 PSI
High pressure manual reset	NMPS350	350	-	± 15 PSI
	NMPS450	450	-	± 15 PSI

Note:
If the item you are looking for is not listed above, please feel free to contact us for more details.

Application:

- It is used for the high and low pressure protection of some refrigeration systems such as residential, commercial and automobile air-conditioners and ice makers, air compressors, and water heaters. Also be used to pneumatic and hydraulic pressure control systems of all kinds of industrial and agricultural machines.

Feature:

- High pressure SPST open on pressure rise.
- Low pressure SPST open on pressure fall.



Private Picture Copyright : WWW.MBSM.PRO



Rotalock Valve

Private Picture Copyright : WWW.MBSM.PRO



Ball Valve

Private Picture Copyright : WWW.MBSM.PRO



Magnetic Check Valve

Private Picture Copyright : WWW.MBSM.PRO

NEOTECO Factory

**The Largest Manufacturer
In China For:**

*Filter Drier
Strainer
Accumulator
Access Valve*



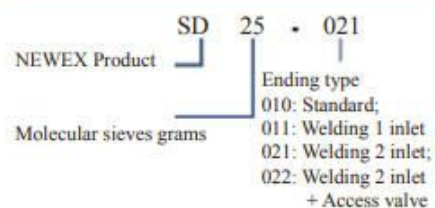
Application:

- NEWEX copper filter driers are designed to absorb moisture and acid, and to filter out impurities. Normally be installed as component and replaced as repair part for both domestic and commercial refrigerators, freezers.

Feature:

- Body shell: Cu-DHP
- Molecular sieves: 100% XH-9
- Screen: 200 mesh
- Availability: Compatible with all refrigerants
- Wall thickness: 5 – 20g: 0.40mm; > 20g: 0.50mm

Model Illustration:

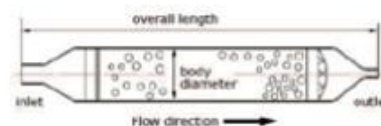


Private Picture Copyright : WWW.MBSM.PRO

Specification

Model	Molecular Sieves	Body Diameter	Overall Length	Screen Depth
Ending type(010/011/021/022)	+5%, -0%	±0.10mm	±2mm	±2mm
SD05 - 010 / 011 / 021 / 022	5g	16	80	24
SD07 - 010 / 011 / 021 / 022	7g	16	90	24
SD10A - 010 / 011 / 021 / 022	10g	16	115	24
SD10B - 010 / 011 / 021 / 022	10g	19	100	26
SD12 - 010 / 011 / 021 / 022	12g	19	105	26
SD13 - 010 / 011 / 021 / 022	13g	19	110	26
SD15 - 010 / 011 / 021 / 022	15g	19	115	26
SD18 - 010 / 011 / 021 / 022	18g	19	128	26
SD20A - 010 / 011 / 021 / 022	20g	19	141	26
SD20B - 010 / 011 / 021 / 022	20g	24	120	28
SD25 - 010 / 011 / 021 / 022	25g	24	125	28
SD30 - 010 / 011 / 021 / 022	30g	24	140	28
SD35 - 010 / 011 / 021 / 022	35g	24	155	28
SD40 - 010 / 011 / 021 / 022	40g	24	170	28
SD50 - 010 / 011 / 021 / 022	50g	29	160	30

Standard - Ending type(010)

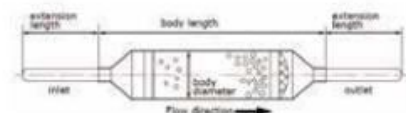


Standard inlet / outlet: 6.5 / 2.5 mm
Other size on request

Private Picture Copyright : WWW.MBSM.PRO

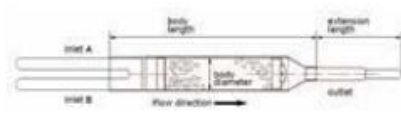
Copper Filter Drier & Copper Strainer & Copper Accumulator & Access Valve

Standard - Ending type(011)



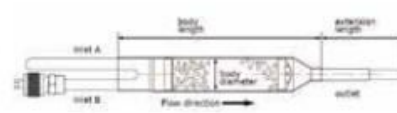
Inlet / outlet size on request

Standard - Ending type(021)



Inlet / outlet size on request

Standard - Ending type(022)



Inlet / outlet size on request

Private Picture Copyright : WWW.MBSM.PRO



Copper Strainer

NEWEX copper strainers are specially designed with oversized screen for protecting, filtering air conditioning or dehumidifying system from dirt and contaminant.

Feature:

- Body shell: Cu-DHP
- Screen: 200 mesh

Private Picture Copyright : WWW.MBSM.PRO



Copper Accumulator

NEWEX accumulator is an important part to compressor. Its main functions are liquid storage, liquid/gas separation, impurity filtering, noise reduction and refrigerant cushion.

Feature:

- Body shell: Cu-DHP
- Dimension: On request



Access Valve

NEWEX access valve are designed to offer convenient access port for refrigeration system, it can be installed in any position on either high or low side for quick testing, pressure checking, purging or charging. All access valves feature 1/4" SAE male flare access ports and are furnished with cap and gasket preventing any leakage. Each cap is machined to have a valve core quick-remover.

Feature:

- Valve body / cap: solid brass
- Extended copper tube: Cu-DHP
- Compatible with all refrigerants

Model	Extended Copper Tube Size	Remark
SDAV-1/8	1/8" Solder	All access valves come with 1/4" SAE male flare, equipped with valve core & brass caps (with core remover). SOMDAS standard thickness and length for copper tube extension is 0.4mm and 100mm. Stable valve cores for replacement are available.
SDAV-3/16	3/16" Solder	
SDAV-1/4	1/4" Solder	
SDAV-5/16	5/16" Solder	
SDAV-3/8	3/8" Solder	

Private Picture Copyright : WWW.MBSM.PRO



Copper Accumulator

NEWEX accumulator is an important part to compressor. Its main functions are liquid storage, liquid/gas separation, impurity filtering, noise reduction and refrigerant cushion.

Feature:

- Body shell: Cu-DHP
- Dimension: On request



Access Valve

NEWEX access valve are designed to offer convenient access port for refrigeration system, it can be installed in any position on either high or low side for quick testing, pressure checking, purging or charging. All access valves feature 1/4" SAE male flare access ports and are furnished with cap and gasket preventing any leakage. Each cap is machined to have a valve core quick-remover.

Feature:

- Valve body / cap: solid brass
- Extended copper tube: Cu-DHP
- Compatible with all refrigerants

Model	Extended Copper Tube Size	Remark
SDAV-1/8	1/8" Solder	All access valves come with 1/4" SAE male flare, equipped with valve core & brass caps (with core remover). SOMDAS standard thickness and length for copper tube extension is 0.4mm and 100mm. Stable valve cores for replacement are available.
SDAV-3/16	3/16" Solder	
SDAV-1/4	1/4" Solder	
SDAV-5/16	5/16" Solder	
SDAV-3/8	3/8" Solder	

Private Picture Copyright : WWW.MBSM.PRO

The Largest Manufacturer In China For:

Filter Drier
Strainer
Accumulator
Access Valve



Private Picture Copyright : WWW.MBSM.PRO

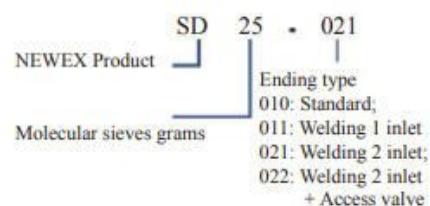
Application:

- NEWEX copper filter driers are designed to absorb moisture and acid, and to filter out impurities. Normally be installed as component and replaced as repair part for both domestic and commercial refrigerators, freezers.

Feature:

- Body shell: Cu-DHP
- Molecular sieves: 100% XH-9
- Screen: 200 mesh
- Availability: Compatible with all refrigerants
- Wall thickness: 5 – 20g: 0.40mm; > 20g: 0.50mm

Model Illustration:



Specification


Model	Molecular Sieves	Body Diameter	Overall Length	Screen Depth
Ending type(010/011/021/022)	+5%, -0%	±0.10mm	±2mm	±2mm
SD05 - 010 / 011 / 021 / 022	5g	16	80	24
SD07 - 010 / 011 / 021 / 022	7g	16	90	24
SD10A - 010 / 011 / 021 / 022	10g	16	115	24
SD10B - 010 / 011 / 021 / 022	10g	19	100	26
SD12 - 010 / 011 / 021 / 022	12g	19	105	26
SD13 - 010 / 011 / 021 / 022	13g	19	110	26
SD15 - 010 / 011 / 021 / 022	15g	19	115	26
SD18 - 010 / 011 / 021 / 022	18g	19	128	26
SD20A - 010 / 011 / 021 / 022	20g	19	141	26
SD20B - 010 / 011 / 021 / 022	20g	24	120	28
SD25 - 010 / 011 / 021 / 022	25g	24	125	28
SD30 - 010 / 011 / 021 / 022	30g	24	140	28
SD35 - 010 / 011 / 021 / 022	35g	24	155	28
SD40 - 010 / 011 / 021 / 022	40g	24	170	28
SD50 - 010 / 011 / 021 / 022	50g	29	160	30

Standard - Ending type(010)



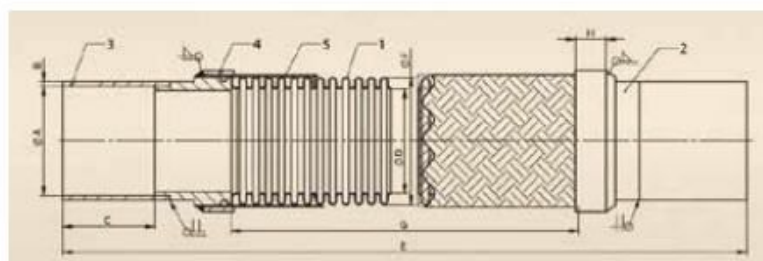
Standard inlet / outlet: 6.5 / 2.5 mm
Other size on request

Private Picture Copyright : WWW.MBSM.PRO



Private Picture Copyright : WWW.MBSM.PRO

Model	Dimensions (mm)										Max. Working Pressure		Weight
Size (inches)	OA	± tol	B	C	E	± tol	D	F	G	H	bar	psi	Kg
Vib 1/4"	6.6	± 0.2	1.0	20	230	± 5	6.3	9.9	170	10	44.8	650	0.052
Vib 3/8"	9.7	-0.1/+0.3	1.0	20	230	± 5	10.1	14.4	170	10	44.8	650	0.058
Vib 1/2"	12.9	-0.1/+0.3	1.0	20	230	± 5	12.2	16.2	150	10	44.8	650	0.100
Vib 5/8"	16.2	-0.1/+0.3	1.0	20	255	± 5	15.6	20.8	177	10	44.8	650	0.138
Vib 3/4"	19.3	-0.1/+0.3	1.0	25	255	± 5	15.6	20.8	179	10	44.8	650	0.180
Vib 7/8"	22.4	-0.2/+0.3	1.5	25	290	± 5	18.8	24.9	204	10	44.8	650	0.202
Vib 1-1/8"	28.9	-0.2/+0.3	1.5	25	330	± 5	24.6	31.3	244	10	41.3	600	0.320
Vib 1-3/8"	35.3	-0.2/+0.3	2.0	30	375	± 10	33.7	41.1	279	10	37.9	550	0.554
Vib 1-5/8"	42.3	-0.2/+0.3	2.5	35	430	± 10	40.8	49.8	314	10	35.1	509	0.800
Vib 2-1/8"	54.3	-0.2/+0.3	2.0	45	510	± 10	51.5	60.4	374	10	27.5	400	1.104



Feature:

- Temperature Range: -70/+250 °C
- Flexible Metal Hose 1: Stainless Steel AISI 316L (EN 1.4404)
- Connection Ring 2: Stainless Steel AISI 304 (EN 1.4301)
- Welded End 3: Copper (Cu-DHP) or Stainless Steel AISI 304 (EN 1.4301)
- External Ring 4: Stainless Steel AISI 304 (EN 1.4301)
- Braiding 5: Stainless Steel AISI 304 (EN 1.4301)

Application:

- NEWEX Vibration Absorber are assembled using annularly corrugated stainless steel hose and high strength stainless steel braiding and copper or stainless steel welding ends. They are designed for optimum performance mainly in refrigeration systems in order to absorb vibration and related damages also to prevent the noise occurs in mechanical piping of various applications.

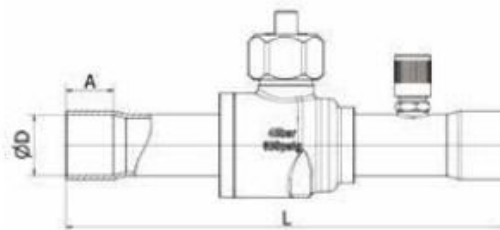
Annularly corrugated metal hoses are selected according to the system pressure, temperature and the direction of the vibration and are used in the connections of the tools that cause a high level of vibration such as:

- Refrigeration Systems
- Air-conditioning units
- Heating pumps
- Pressured systems
- Pumps, motors, machines, compressors

Our Customers:



Private Picture Copyright : WWW.MBSM.PRO



Private Picture Copyright : WWW.MBSM.PRO

Model	Connection Size			Allowed Max Leaking Capacity (g/year)	Max working pressure(Mpa)	Rated power of liquid (kw)				Kv value m ³ /h
	ΦD(Inch)	L (mm)	A (mm)			R22	R134a	R502	R410A	
NWB-04(S)	1/4"	138	8	2	4.5	11.0	10.1	7.3	17.0	0.8
NWB-06(S)	3/8"	138	8	2	4.5	22.0	20.2	14.6	33.0	3.8
NWB-08(S)	1/2"	160	10	2	4.5	105	96	70	160	5.6
NWB-10(S)	5/8"	160	14	2	4.5	143	132	95	217	10.1
NWB-12(S)	3/4"	185	16	2	4.5	241	221	160	336	20.42
NWB-14(S)	7/8"	185	17	2	4.5	358	329	238	544	28.17
NWB-18(S)	1-1/8"	208	20	2	4.5	633	582	421	962	51.95
NWB-22(S)	1-3/8"	251	25	2	4.5	756	696	503	1149	80.89
NWB-26(S)	1-5/8"	281	30	2	4.5	1293	1190	860	1965	196
NWB-34(S)	2-1/8"	305	34	2	4.5	1348	1240	1156	2234	248
NWB-42(S)X	2-5/8"	305	37	2	4.5	1348	1240	1156	N / A	248
NWB-42(S)	2-5/8"	305	37	2	4.5	1470	1320	1235	N / A	305
NWB-48(S)	3"	380	40	2	4.5	1882	1690	1580	N / A	406
NWB-50(S)X	3-1/8"	380	40	2	4.5	1882	1690	1580	N / A	410
NWB-50(S)	3-1/8"	410	40	2	4.5	2446	2197	2054	N / A	670
NWB-56(S)	3-1/2"	410	40	2	4.5	2514	2227	2082	N / A	680
NWB-58(S)	3-5/8"	410	40	2	4.5	2584	2289	2140	N / A	690

Attention: Have two types (With and without the charging port) , The part number which with "(S)" has the charging port.

Private Picture Copyright : WWW.MBSM.PRO

Application:

- NEWEX ball valve is manual stop valve. It has no restriction on flow direction and the operation is more convenient than other stop valves. It can be used in liquid suction and heat supplying lines in freezers and air-conditioner adjusting equipment. This valve can provide the largest flow quantity when it is totally opened and it sealed tightly when it is closed. Furthermore, the application areas of this kind of valve is extensive: -40°C~+150°C. All the valves have the SAE fixed hole, could be installed on panel. "Hermetically" welded construction. One quarter turn from fully open to fully closed valve, Rotation stop for fully open and fully closed valve.

Notes:

- Our customers include Bitzer (Bitzer Condensing unit).

Feature:

- No need to remove cap when open and close the valve and the on-off status could be read directly on the cap.
- Stem locked function to avoid self-close due to vibration in system.
- No pressure drop in flow.
- Only turn 1/4 circle to make valve full open or full close.
- Turning stop for full open or full close.
- Two-direction flow is available.
- Argon arc welded structure.
- Explosion-proof valve stem design.
- Modified PTEE sealing.
- Inside liquid accumulation is avoided.
- Could be mounted on the control panel.
- Applicable refrigerant: CFC, HCFC, HFC, HC.
- Product got UL, CE certification.

Private Picture Copyright : WWW.MBSM.PRO



Two views of a magnetic check valve: a vertical view showing the copper body and a horizontal cutaway view showing the internal magnet diaphragm and mesh filter.

**HIGH
QUALITY**

OEM FOR

Danfoss



Private Picture Copyright : WWW.MBSM.PRO

Model	Connector	Safety working pressure Kpa	OD mm	Length mm	Mesh	Liquid refrigeration
	OD(Inch)					R404A(KW)
NWV-4	1/4	5500	22	102	40	6.8
NWV-6	3/8	5500	22	102	40	14.2
NWV-8	1/2	5200	29	127	40	38.2
NWV-10	5/8	5200	29	127	40	42.6
NWV-12	3/4	4100	41	178	40	79.7
NWV-14	7/8	4100	41	178	40	108.5
NWV-18	1-1/8	4100	54	213	40	188.5
NWV-22	1-3/8	4000	67	238	40	232.8
NWV-26	1-5/8	3000	80	267	40	397.7
NWV-34	2-1/8	3200	92	305	40	691.1
NWV-42	2-5/8	3000	105	330	40	927.3
NWV-50	3-1/8	3000	105	330	40	1262.5

Application:

- Magnetic check valve was designed with magnet diaphragm, and sealed by the metal. It was used on the exhaust pipe of the compressor. For inside, it uses guide device and automatic suction design that prevents reverse refrigerant flow in liquid lines and compressor discharge lines.

Notes:

- This product is OEM for Danfoss.

Feature:

- Magnet valve seat, tectorial diaphragm. Copper connection size 1/4" through 3-1/8".
- Near zero internal leak rate.
- Compatible with all CFC, HCFC and HFC refrigerants and oils.
- Working temperature range: -40°C~ +130°C.
- Minimum current resistance, large flow rate.
- Small volume, light weight and can be installed in any position.
- Mesh in the valve body, it's not just a check valve, but also a filter.
- Product got UL, CE certification.

Private Picture Copyright : WWW.MBSM.PRO



Private Picture Copyright : WWW.MBSM.PRO

Welding Rotalock Valve

Model	Connection Size			
	Inch	mm	M Thread	S Hex
NW-V01	3/8"	φ 10	1" - 14UNS	30
NW-V02	1-1/8"	φ 28	1-3/4" - 12UN	50
NW-V03	1-3/8"	φ 35	1-3/4" - 12UN	50
NW-V04	3/4"	φ 19	1-1/4" - 12UNF	36
NW-V05	7/8"	φ 22	1-1/4" - 12UNF	36
NW-V06	1/2"	φ 12	1" - 14UNS	30
NW-V07	7/8"	φ 22	1-3/4" - 12UN	50
NW-V07-1	7/8"	φ 22	1-1/4" - 12UNF	36
NW-V09	5/8"	φ 16	1-1/4" - 12UNF	36

Application:

- NEWEX rotalock valves are installed in the refrigeration system for adjusting the flow rate, opening & closing the flow. Please use silver soldering and make sure the spindle is open and the temperature is lower than 800 °C.

Feature:

- Max. working pressure: 48bar.
- Working temperature range: -40 °C~ +150 °C.
- Compatible with all CFC, HCFC and HFC refrigerants and oils.
- 100% leak testing.
- No asbestos gasket.
- Product got UL certification.

Notes:

- Our customers include Tecumseh and Emerson Climate(Copeland).

Welding Mode

Model	Connection Size		Valve Body
	Inch	mm	
NW001	3/8"	φ 10	20
NW002	1/2"	φ 12	
NW003	5/8"	φ 16	
NW004	3/4"	φ 19	30
NW005	7/8"	φ 22	
NW006	1-1/8"	φ 28	
NW007	1-1/8"	φ 28	35
NW008	1-3/8"	φ 35	
NW009	1-5/8"	φ 42	
NW010	1-3/8"	φ 35	45
NW011	1-5/8"	φ 42	
NW012	2-1/8"	φ 54	

Our Customers:



Private Picture Copyright : WWW.MBSM.PRO

Solenoid Valve



Private Picture Copyright : WWW.MBSM.PRO

Model	Form of connection	Connect Tube OD		Operation Mode	Opening diff. pressure(bar)			Flow rate Kv (m ³ /h)	Dimensions (mm)		
		(mm)	(Inch)		Min.	Max. (AC)	Max. (DC)		Long	Wide	High
FDF6MB	SAE	8	5/16	Pilot Operated	0.1	21	17	0.4	85	45	85
FDF8MB		10	3/8					0.8	85	45	85
FDF10MB		12	1/2					1.9	112	58	98
FDF13MB		16	5/8					3.0	112	58	98
FDF16MB		19	3/4					4.5	144	72	108
FDF19MB		22	7/8					6.0	144	72	108
FDF3G	Solder ODF	6	1/4	Direct Acting	0			0.18	117	31	76
		10	3/8								
FDF6MG		10	3/8	Pilot Operated	0.05	28	24	0.60	127	32	80
		12	1/2								
FDF8MG		10	3/8					1.00	137	38	88
		12	1/2						133		
		16	5/8						162		
FDF10MG		12	1/2					1.80	137	45	88
		16	5/8						166		
FDF15MG		16	5/8					3.00	174	52	96
		19	3/4								
		22	7/8								
FDF20MG		22	7/8					5.00	190	58	115
		28	1-1/8						250		
FDF25MG		28	1-1/8					9.80	236	72	119
		35	1-3/8						254		
FDF32MG		35	1-3/8					15.00	281	86	133
		42	1-5/8								
FDF40MG		42	1-5/8					25.00	312	126	158
		54	2-1/8								

Private Picture Copyright : WWW.MBSM.PRO

Application:

- Solenoid valves are the most frequently used control elements in refrigeration and air-conditioning systems. The valve is controlled by electric current through the solenoid, made from solid brass offering long service life, fast and save switching. Supplied with both NC (normally closed) and NO (normally open) versions.

Feature:

- Wide choice of coils for AC (24V, 36V, 110V, 220V) and DC(12V, 24V).
- Suitable for all fluorinated refrigerants, HFC & HCFC.
- Max. working pressure: 30 bar. (SAE type)
- Max. working pressure: 45 bar.(Solder ODF type)
- Versions with UL and CE approval can be supplied to order.

Our Customers:



Private Picture Copyright : WWW.MBSM.PRO