


GMCC

用芯创造未来



旋转式压缩机

产品手册

ROTARY COMPRESSOR

2018

本手册印刷于2017年12月，欲了解最新产品技术信息，请访问GMCC官方网站：www.gmcc-welling.com
This manual was printed in Dec. 2017. For technical details about the latest products, please visit GMCC website: www.gmcc-welling.com

GMCC
Create Future With Core

本资料相关技术数据仅供参考，实际数据以我司最新的产品规格书为准
The data of this catalog is for reference only, the actual data is subject to the latest specification document
品牌整合推广：川上（中国）品牌管理有限公司 020-34354269

 环保纸张
可回收资源
Recyclable
Made From Recycled Content



CONTENTS

目录

01 公司简介
COMPANY
PROFILE

03 绿色里程
GREEN
MILE

05 绿色科技
GREEN
TECHNOLOGY

07 智能制造
SMART
MANUFACTURE

09 绿色潜能
GREEN
POTENTIALS

11 品牌影响力
BRAND
INFLUENCE

13 产品命名规则
TYPE
DESIGNATION

15 产品系列型谱
PRODUCT TYPE
SPECTRUM



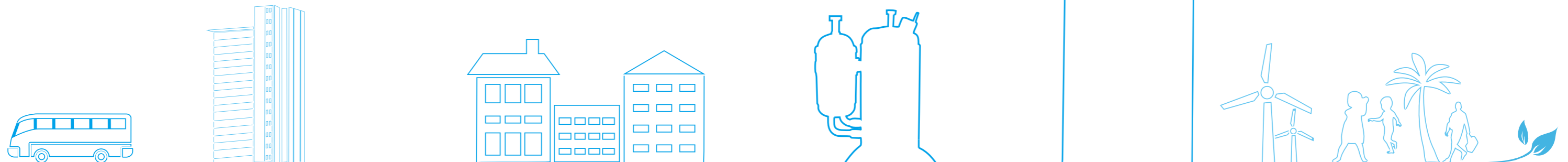
16 产品应用领域
PRODUCT
APPLICATION FIELD

37 制冷量测试条件
REFRIGERATING CAPACITY
TEST CONDITION

38 压缩机标准包装
COMPRESSOR
STANDARD PACKAGE

39 压缩机标准附件
COMPRESSOR
ACCESSORIES

40 联系我们
CONTACT US



COMPANY PROFILE

公司简介



世界知名品牌的核心之选
A core choice for well-known brands around the world

我们的企业

Company

GMCC于1995年创建于广东顺德，是一家专业化研发、生产、销售旋转式、往复式等冷冻冷藏、环境空气调节用压缩机的精密制造企业；

Founded in 1995, GMCC is a precision manufacturing company engaged in R&D, production and sales of rotary compressor and reciprocating compressor for cold storage and air conditioning.

我们的产品应用

Product

产品被广泛应用于各类空调、冰箱、冷柜、热泵热水器、抽湿机、干衣机、冷藏汽车、饮水机设备等领域；

The products are applied widely to air conditioners, refrigerators, refrigerated cabinets, heat-pump water-heaters, dehumidifiers, dryers, refrigerated trucks, water dispensing equipment, etc.

我们的体系

Market

GMCC在全球拥有四大研发试验中心，四个工厂；2017冷年产销空调压缩机5800万台、冰箱压缩机2000万台。其中，空调压缩机全球市场占有率第一，市场份额超过30%。

Four R&D centers and four plants around the globe, GMCC achieved production and sales of 58 million sets of A/C compressor and 20 million sets of refrigerator compressor in 2017 refrigeration year, among which, A/C compressor wins the highest global market share that exceeds 30%.

四大研发试验中心，已获得共1564项专利

4 R&D centers, 1564 patents



顺德 Shunde


合肥 Hefei

印度 India

欧洲 Europe

4个智能工厂，400多台工业机器人

4 intelligent factories, 400+ industrial robots



广东顺德（大良）
Shunde, Guangdong

广东顺德（容桂）
Shunde, Guangdong

安徽合肥
Hefei, Anhui

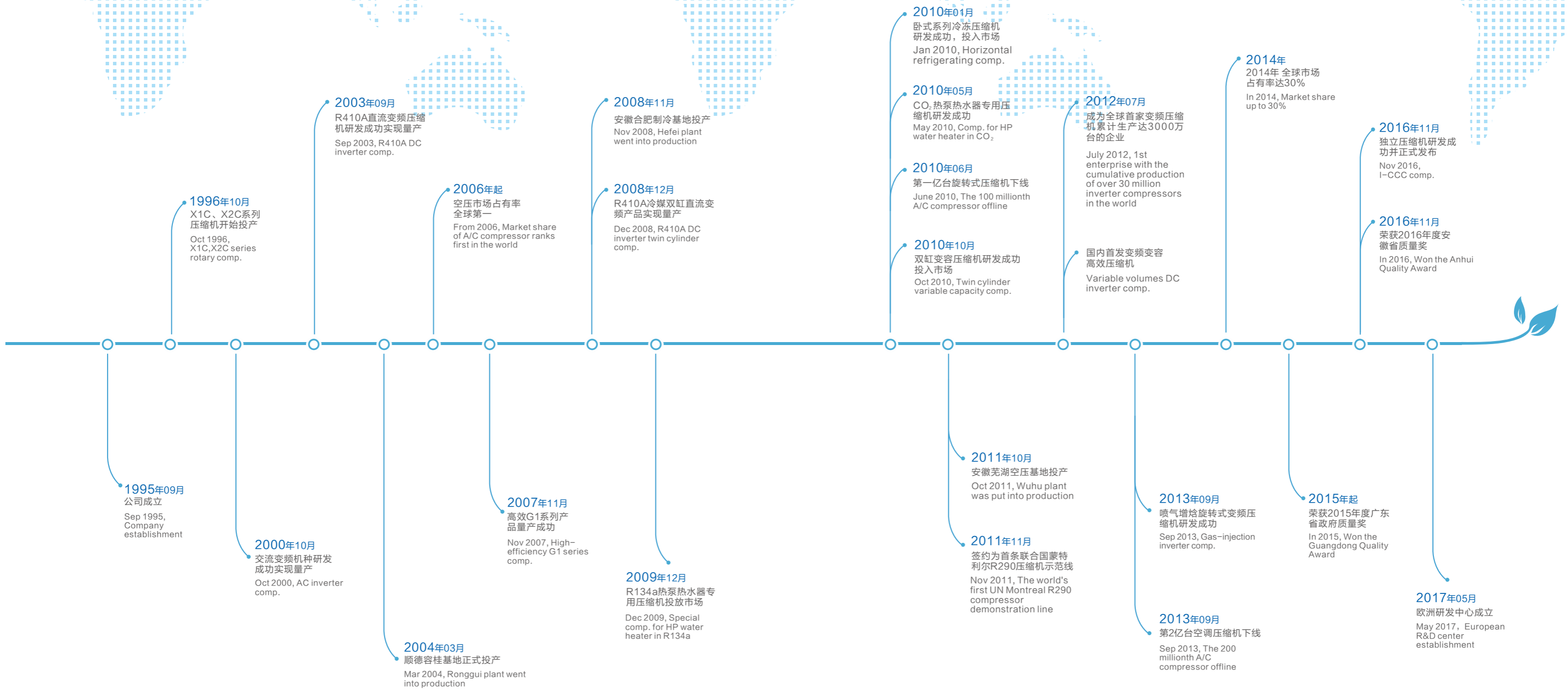
安徽芜湖
Wuhu, Anhui

*相关数据源于“产业在线”统计
Relevant data from statistics of China IOL

GMCC

GREEN MILE

绿色里程



GREEN TECHNOLOGY

绿色科技

GMCC产品能效每年提升3%，为世界各地提供高效、节能、环保、低噪的绿色压缩机动力核心。

With energy efficiency of GMCC products improved by 3% every year, GMCC provides customers worldwide with high-efficiency, eco-friendly, and low-noise green compressor cores.

创新驱动

Innovation Driven

为保持核心科技竞争力，GMCC持续投入大量科研资源，其研发测试中心配备了400多套价值超过2亿元的全套实验测试分析系统和实验室，通过国家实验室认证和UL CTDP认证。

In order to maintain its core technologic competitiveness, GMCC continues to invest a large amount of resources to scientific research. Its R&D testing center is equipped with more than 400 sets of experimental test and analysis systems and laboratories worth over 200 million Yuan. The center is both CNAS and UL CTDP certificated.

技术路线

Technical Route

GMCC坚持绿色科技路线，不断在环保、高效、小型、智能和静音等方面进行技术研发和产品升级。与10年前相比，GMCC压缩机如今的能效提升超过10%，每年可节省50亿度电，相当于1/9个大亚湾核电站。

Persisting in green technologic route, GMCC continues to develop and upgrade its products regarding eco-friendliness, efficiency, size, intelligence and noise. Compared with products 10 years ago, the energy efficiency of present GMCC compressors has been improved by more than 10%, and 5 billion kilowatt hour can be saved each year which is equal to 1/9 of the energy generated by Daya Bay Nuclear Power Plant.



绿色芯

Green Core

GMCC始终坚持研究环保冷媒应用，近十年来先后率先推出R407C、R410A、CO₂、R290和R32等环保冷媒压缩机产品。其R290压缩机联合国示范生产线已于2014年底成功验收，正为世界各地量产型谱全面、应用广泛的R290压缩机。

GMCC has long been involved in research and application of environment-friendly refrigerants, and has successively released the first compressor products featuring R407C, R410A, CO₂, R290, R32 and other green refrigerants in the past decade. Its United Nations exemplary R290 compressor production line passed acceptance inspection at the end of 2014, and is now producing widely-used R290 compressors of various types and models in large volumes for customers from all over the world.




智慧芯

Wisdom Core

早在2003年，GMCC就推出了R410A直流变频压缩机。近年来，GMCC不断创新研发节能变频技术，先后推出双缸变频、变频变容、喷气增焐、全能耦合和独立压缩等新品，为空调行业的变频化发展不断贡献力量。

GMCC launched the first R410A DC inverter compressor as early as 2003. In recent years, thanks to its consistent efforts in innovation and R&D on energy-saving inverter technologies, GMCC has successively rolled out new products featuring technologies such as double-cylinder frequency conversion, variable frequency and capacitance, enhanced vapor injection, all-round coupling, independent compression, etc., and in this way, GMCC has been constantly making its contribution to the popularization of frequency conversion technologies in the air conditioning industry.



热弛芯

Rapid Heating Core

在煤改电大背景下，空气源热泵因其优异的节能减排效果成为主角。2017年，GMCC喷气变频热泵采暖专用压缩机搭配成熟的电控解决方案，以“智能增焐”技术，实现-25℃低温高效制热，让寒冷北方的清洁采暖问题变得简单！

In the context of coal/electricity conversion, air-source heat pump becomes dominant because of its excellent energy saving and emission reduction effect. In 2017, GMCC air-driven frequency conversion heat pump combines compressors with mature power control solutions to implement heating and employs "intelligent enthalpy" technology to enable efficient heating at temperature as low as -25°C, making clean heating for cold places easier.



SMART MANUFACTURE

智能制造

不断提高精益制造水平，创新生产工艺，打造智能工厂，GMCC生产效率每年提升10%以上

With continuous increased refined manufacturing level, innovative production process, and intelligent plant, GMCC's production efficiency gets more than 10% improvement each year.

(一) 信息化

一体化精益信息体系，全面支撑业务。GMCC 建成以计划驱动、采购协同、物流配送、制造执行的闭环制造协同体系，初步实现集成化、可视化、信息化的敏捷型数字工厂，产品交期、库存和操作人员大幅减少。



(A) Informatization

An integral lean information system lays a solid foundation for GMCC's entire business. GMCC has constructed a closed-loop manufacturing collaboration system featuring plan driving, purchase synergy, logistic coordination and manufacturing execution, and achieved a prototype of an agile digital factory boasting integration, visualization and informatization, thereby significantly reducing product delivery time, stock as well as the number of operators.

(二) 自动化

GMCC规模化应用人机交互作业，以RGV代替人工推送物料，视觉CGV代替人工识别，通过物流自动化、生产自动化和检测自动化，在压缩机生产中完成了自动化系统突破，使GMCC在规模、效率、品质、成本等各方面获得更大提升。



(B) Automation

GMCC applies man-machine interactive operation in large scale. With manual material pushing replaced by RGV, manual recognition replaced by visual CGV, and logistics/production/test automated, compressor production becomes automated, and GMCC scale, efficiency, quality, and cost obtain significant improvement.

(三) 品质管控

GMCC建立起了科学、准确、高效的产品检验体系，以保证产品的卓越品质。经过至少81道检验测试的磨练，通过2000小时以上持续运行的考察，GMCC产品的性能和品质得到了充分的验证，保障压缩机在恶劣工况下10年强劲运行。



(C) Quality control

GMCC builds a scientific, accurate, and efficient product inspection system to ensure product quality. With more than 81 tests and more than 2000h continuous running, GMCC product performance and quality get sufficient guarantee, ensuring that the compressors can run 10 years long under extreme conditions.

(四) 节能减排

GMCC建立了完善的能源管理制度，将能源消耗指标纳入部门考核中。通过中水回用、中央空调节能改造、生物质锅炉节能改造、空压机集成控制改造、中外炉余热利用改造等项目，年动力费单耗下降2%。



(D) Energy saving and emission reduction

GMCC has established perfect energy management systems, and the energy consumption indices are integrated to department check. GMCC promotes projects in production such as use of reclaimed water, energy-saving rebuilding of central air conditioning, energy-saving rebuilding of biomass boilers, rebuilding of compressor integration control, rebuilding of residual heat of boilers and so on. GMCC's yearly unit expenditure on power decreases by 2%.



GREEN POTENTIALS

绿色潜能

GMCC坚持可持续发展和绿色发展，提升产品综合竞争力，与上下游合作伙伴携手激发产业链潜能。

GMCC persists in sustainable development and green development to improve comprehensive competitiveness of products and cooperates with upstream and downstream partners to stimulate potential energy of the industry chain.

(一) 产学研智冷链

GMCC与国内外整机厂商、配套供应商、研究机构及高等院校等保持紧密交流，从理论分析、部品材料、系统设计和研发设备等方面深入协作，构建制冷产业链的产学研合作，输出群体智慧，全面开发和应用压缩机创新技术。

(A) Cold chain of production, university, research, and intelligence

GMCC maintains close exchanges with machine manufacturers, supporting suppliers, research institutes and colleges and universities both at home and abroad, implements in-depth cooperation in terms of theoretical analysis, parts and materials, system design and R&D equipment to build a production/university/research cooperation of the cooling industry, and outputs group wisdom to fully develop and apply compressor innovations.

(二) 客户战略合作

GMCC构建客户导向型技术研发体系，积极与客户建立联合实验室，配套开发技术，推进快速投市。近年来，GMCC独立压缩技术、喷气增焓技术、R290和R32环保冷媒技术分别助力客户在绿色智能家电市场赢得先机。

(B) Strategic cooperation with customers

GMCC builds a customer-oriented technical R&D system and founds a laboratory with customers to quicken listing using the laboratory and supporting development technologies. In recent years, the independent compression technology of GMCC, jet enthalpy technology, and R290 and R32 eco-friendly refrigerant technology help customers win opportunities in the green and intelligent household appliances market.

(三) 高价值供应链

GMCC强调产业链价值增值，与供应商深度合作，建立联合实验室，共同提高相关领域的技术水平及品质管控水平。同时，GMCC通过管理输出提升供应商能力，已实现从客户接单、计划排产、供应商备料到生产出货的产供销无缝衔接的数字化制造协同体系。

(C) High-value supply chain

GMCC attaches importance to the added value services of the industry chain, so it cooperates with suppliers to build a laboratory and improve technical levels and quality control levels in relevant fields. Furthermore, GMCC improves supplier capability by management output, and has implemented production/supply/sale seamless digitalized manufacturing coordination system covering from order placement and production planning to supplier material preparation and delivery.

BRAND INFLUENCE

品牌影响力



GMCC坚持在全球制冷行业平台分享技术和产品，为世界家电提供节能、环保、高效、可靠的核芯部件。

GMCC always shares technologies and products through the global cooling industry platform, and provides the household industry with core components that are energy efficient, eco-friendly, efficient, and reliable.

(一) 全球巡展

数年来持续以绿色创新、技术领先形象亮相的GMCC，已成为全球各大制冷展会的一道特色风景线。从中国出发，历经美国AHR、意大利MCE、德国CHILLVENTA、印度ACREX、泰国RHVAC和巴西FEBRAVA等全球重量级展会，GMCC品牌印记遍布全球。

(A) Global Tour

Over the past few years, GMCC has been continuing with a green innovative and technical leading image, and has become a unique landscape in different major refrigeration shows around the world. Starting from China, GMCC leaves its brand mark in heavyweight exhibitions all over the world, including American AHR, Italian MCE, Germanic CHILLVENTA, Indian ACREX, Thailand RHVAC, and Brazilian FEBRAVA.



(二) 行业分享

作为行业技术先锋，GMCC近年来不断受邀成为国际天然制冷剂大会、亚洲制冷与空调大会、中国国家技术大会、中国制冷学术年会及中国国家电产业链大会等行业平台的协办单位，探讨行业技术发展方向，分享创新技术成果，推动行业技术升级。

(B) Industry Sharing

As a technologic pioneer in the industry, GMCC has been continuously invited in recent years as a co-organizer of the IIR-Gustav Lorentzen Conference on Natural Refrigerants, Asian Conference on Refrigeration and Air-Conditioning, China Household Appliances Technology Conference, Annual Meeting on Refrigeration of China, and Industrial Chain Conference on Household Appliances of China, discussing technical development direction of the industry, sharing technological achievements of innovations, and promoting technology upgrade of the industry.



(三) 联合营销

GMCC与客户保持深度战略合作，进行联合市场营销，合作推广品牌和产品。2013年，GMCC开行业先河，推出空调压缩机“十年包换”品质服务政策；同年联合TCL推出“十年包换”落地服务，为彼此市场拓展和品牌形象带来重大价值。


(C) Joint Marketing

GMCC maintains in-depth strategic cooperation with its customers and conducts joint marketing to promote brands and products. In 2013, GMCC broken with precedent and launched its "10-year replacement" service policy for air-conditioning compressors. In the same year, GMCC cooperated with TCL to launch the "10-year replacement" door-to-door service, bringing significant value to mutual market expansion and brand image.



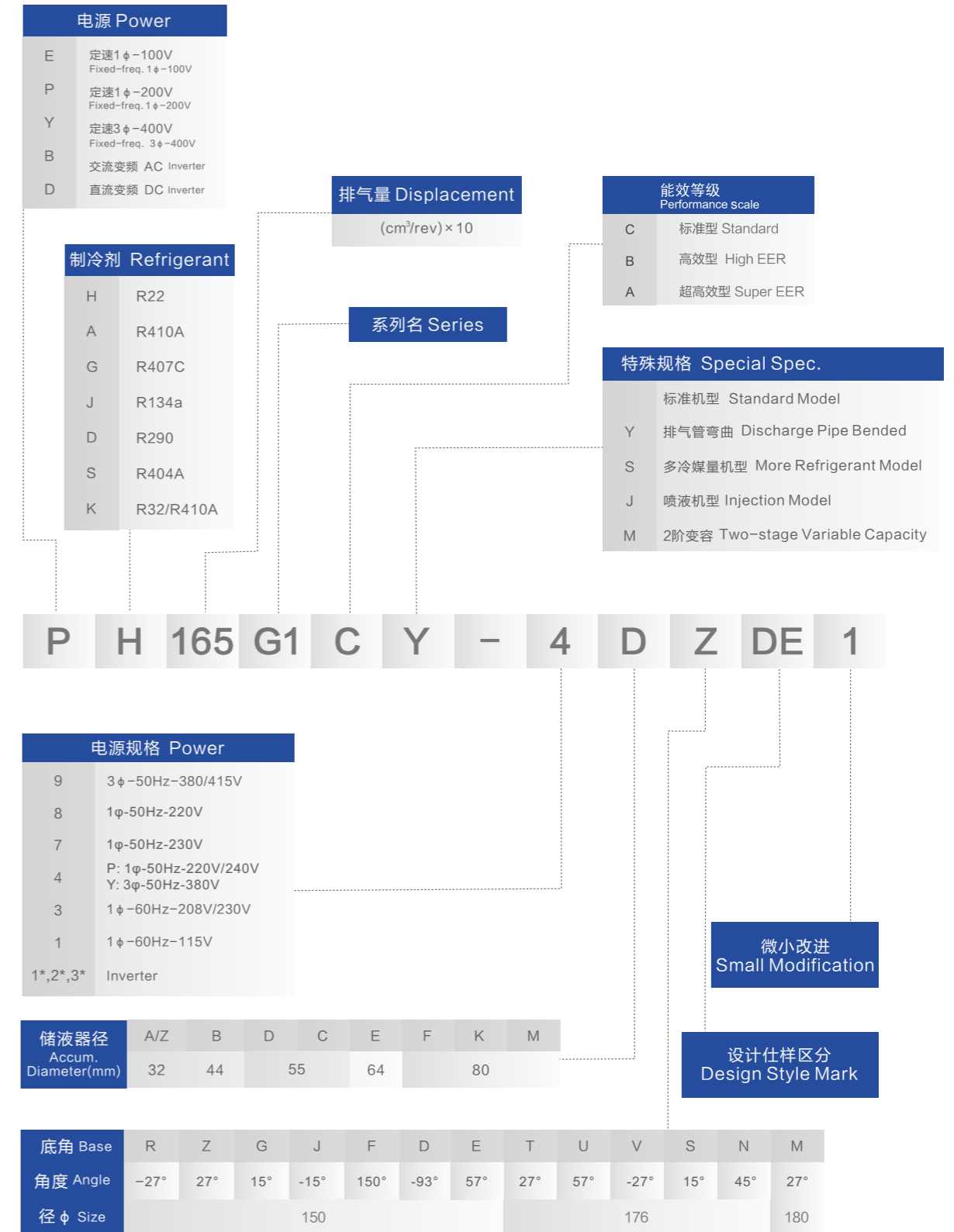
压缩机命名规则 (一)

TYPE DESIGNATION(A)



压缩机命名规则 (二)

TYPE DESIGNATION(B)



产品系列型谱
PRODUCT TYPE SPECTRUM

产品类别 Type			压缩机能力范围 Compressor capacity range																	认证 Certificate	
冷媒 Refrigerant	频率 Frequency	电压 Voltage	kw kBTu/h	1.0 3.4	2.0 6.8	3.0 10.2	4.0 13.6	5.0 17.1	6.0 20.5	7.0 23.9	8.0 27.3	9.0 30.7	10.0 34.1	11.0 37.5	12.0 40.9	13.0 44.3	14.0 47.7	15.0 51.2	16.0 54.6		17.0 58.0
R22	50Hz	220/240V	[Bar chart showing capacity range from ~3.4 to ~18.0 kw]																	CCC TUV	
		T3 220/240V	[Bar chart showing capacity range from ~6.8 to ~13.6 kw]																	TUV	
	60Hz	208/230V	[Bar chart showing capacity range from ~3.4 to ~18.0 kw]																	UL CUL	
		T3 208/230V	[Bar chart showing capacity range from ~6.8 to ~13.6 kw]																	TUV	
R410A	50Hz	220/240V	[Bar chart showing capacity range from ~3.4 to ~18.0 kw]																	TUV CCC	
		T3	[Bar chart showing capacity range from ~6.8 to ~13.6 kw]																	TUV	
	60Hz	115V	[Bar chart showing capacity range from ~3.4 to ~18.0 kw]																	UL CUL	
		208/230V	[Bar chart showing capacity range from ~3.4 to ~18.0 kw]																	UL CUL	
		T3	[Bar chart showing capacity range from ~6.8 to ~13.6 kw]																	TUV	
	DC Inverter		[Bar chart showing capacity range from ~3.4 to ~18.0 kw]																	TUV CCC	
R134a	50Hz	220/240V	[Bar chart showing capacity range from ~3.4 to ~18.0 kw]																	TUV CCC	
R404A	50Hz	220/240V	[Bar chart showing capacity range from ~3.4 to ~18.0 kw]																	-	
R290	50Hz	220/240V	[Bar chart showing capacity range from ~3.4 to ~18.0 kw]																	TUV CCC	
	DC Inverter		[Bar chart showing capacity range from ~3.4 to ~18.0 kw]																	TUV CCC	
R32	50Hz	220/240V	[Bar chart showing capacity range from ~3.4 to ~18.0 kw]																	TUV CCC	
	DC Inverter		[Bar chart showing capacity range from ~3.4 to ~18.0 kw]																	TUV CCC	

PRODUCT APPLICATION FIELD

产品应用领域



环保冷媒空调压缩机 GREEN REFRIGERANT COMPRESSOR

系列 Series	代表机型 Typical model	排量 Displ. (cc)	制冷量 Cooling Capacity (W) (Btu/h)	功率 Power (W)	能效比 COP (W/W)	电容 Capacitor (μ F/V)	压缩机高度 Compressor Height (mm)	排气管内径 Discharge Pipe ID (mm)	回气管内径 Suction Pipe ID (mm)	备注 Remark
--------------	-----------------------	----------------------	--	--------------------	---------------------	---------------------------------	------------------------------------	------------------------------------	----------------------------------	--------------

R290

1 ϕ -50Hz-220~240V

测试条件: ASH Test Condition: ASH

SM	DSM155V12UDZ	15.5	2275	7762	685	3.32	25/370	292	8.1	9.8	
	DSM165V12UDZ	16.4	2455	8376	732	3.35	25/370	292	8.1	9.8	
	DSM180V11UDZ	17.9	2675	9127	805	3.32	25/370	292	8.1	12.9	
	DSM215V2UDT	21.4	3170	10816	960	3.30	35/370	300	8.1	9.8	
	DSM240V1UDZ	24.0	3550	12113	1075	3.30	35/370	300	8.1	9.8	▲
SF	DSF340V1UFT	34.0	5080	17333	1530	3.32	40/400	320	8.1	12.9	▲

测试条件: GX Test Condition: GX

SM	DSM135V11VDZ	13.3	2250	7677	512	4.40	20/370	292	8.1	9.8	▲
SG	DSG310V1UFT	31.0	5220	17811	1160	4.50	55/400	305	9.8	12.9	▲
	DSG320V1UFT	32.0	5420	18493	1200	4.52	55/400	305	9.8	12.9	▲

1 ϕ -50Hz-230V

测试条件: ASH Test Condition: ASH

SG	DSG310S1UFT	30.8	4640	15832	1345	3.45	55/400	305	9.8	12.9	
	DSG320S1UFT	31.8	4755	16224	1390	3.42	55/400	305	9.8	12.9	
	DSG400S1UFT	39.8	6090	20779	1780	3.42	55/400	338	9.8	12.9	▲

单缸变频 DC Inverter Single Cylinder

测试条件: SEER60 Test Condition: SEER60

SM	DSM165D19UDT	16.5	2885	9844	725	3.98	-	290	8.1	9.8	
	DSM180D19UDZ	17.9	3150	10748	788	4.00	-	290	8.1	9.8	

双缸变频 DC Inverter Twin Cylinder

测试条件: SEER60 Test Condition: SEER60

TN	DTN180D32UFZ	18.1	3180	10850	785	4.05	-	280	8.1	12.9	▲
	DTN210D32UFZ	20.9	3680	12556	897	4.10	-	280	8.1	12.9	
	DTN250D32UFZ	25.0	4380	14945	1085	4.05	-	280	8.1	12.9	▲

3HP 低背压 R290 环保冷媒压缩机

3HP CAPACITY R290 LSS COMPRESSOR

- 1、创新应用低背压技术于旋转式压缩机，通过“国际领先”技术鉴定；
- 2、天然制冷剂，无氯无氟，环保、安全、高效、经济；
- 3、大幅降低系统制冷剂充注量，满足 3HP 系统标准要求

1. INNOVATIVE LOW SHELL SIDE PRESSURE ROTARY COMPRESSOR, AND IT WAS IDENTIFIED AS THE "INTERNATIONAL LEADER" IN TECHNOLOGY;
2. NATURAL REFRIGERANT, CONTAIN NO CHLORINE AND FLUORINE ELEMENT, ENVIRONMENT FRIENDLY, SAFE, EFFICIENT AND ECONOMICAL;
3. SIGNIFICANT REDUCE REFRIGERANT CHARGE AMOUNT WHICH HELPS 3HP RAC SYSTEM SATISFY R290 CHARGE LIMITATION OF STANDARD.



环保冷媒空调压缩机 GREEN REFRIGERANT COMPRESSOR

系列 Series	代表机型 Typical model	排量 Displ. (cc)	制冷量 Cooling Capacity (W) (Btu/h)	功率 Power (W)	能效比 COP (W/W)	电容 Capacitor (μ F/V)	压缩机高度 Compressor Height (mm)	排气管内径 Discharge Pipe ID (mm)	回气管内径 Suction Pipe ID (mm)	备注 Remark
--------------	-----------------------	----------------------	--	--------------------	---------------------	---------------------------------	------------------------------------	------------------------------------	----------------------------------	--------------

R32

单缸变频 DC Inverter Single Cylinder

测试条件: SEER60 Test Condition: SEER60

SK	KSK66D43UEZA	6.7	2048	6988	542	3.78	-	238	8.1	9.8	
	KSK75D43UEZA	7.5	2320	7916	610	3.80	-	238	8.1	9.8	
	KSK89D53UEZ	8.9	2780	9485	712	3.90	-	258	8.1	9.8	
	KSK89D59UEZC	8.9	2795	9537	702	3.98	-	260	8.1	9.8	
	KSK103D53UFZ	10.3	3230	11021	839	3.85	-	260	8.1	12.9	▲
	KSK103D59UFZ	10.3	3235	11038	825	3.92	-	260	8.1	12.9	▲
SN	KSN98D22UFZ	9.7	3100	10577	795	3.90	-	250	8.1	12.9	
	KSN98D32UFZ	9.7	3100	10577	790	3.92	-	250	8.1	12.9	
	KSN98D43UFZA	9.7	3050	10407	772	3.95	-	260	8.1	12.9	
	KSN108D22UFZ	10.8	3470	11840	890	3.90	-	250	8.1	12.9	
	KSN108D32UFZ	10.8	3450	11771	880	3.92	-	250	8.1	12.9	
	KSN108D43UFZA	10.8	3410	11635	855	3.99	-	260	8.1	12.9	▲
	KSN133D42UFZ	13.3	4170	14228	1055	3.95	-	260	8.1	12.9	▲
	KSN140D21UFZ	14.0	4370	14910	1135	3.85	-	260	8.1	12.9	▲

双缸变频 DC Inverter Twin Cylinder

测试条件: SEER60 Test Condition: SEER60

TN	KTN110D42UFZ	11.0	3465	11823	885	3.92	-	250	8.1	12.9	
	KTN130D42UFZ	13.1	4070	13887	1038	3.92	-	250	8.1	12.9	▲
	KTN150D42UFZ	14.9	4660	15900	1188	3.92	-	280	8.1	12.9	▲
TM	KTM180D57UMT	18.0	5570	19005	1494	3.73	-	335	9.8	16.2	▲
	KTM240D57UMT	24.0	7640	26068	2065	3.70	-	335	9.8	16.2	▲
TF	KTF235D22UMT	23.5	7560	25795	2055	3.68	-	333	9.8	16.2	
	KTF310D43UMT	30.8	10010	34154	2765	3.62	-	333	9.8	16.2	
TQ	KTQ420D1UMU	42.0	13700	46744	3700	3.70	-	405	9.8	16.2	▲

备注: 带▲的产品为正在开发的产品
Remarks: *▲*are being-developed

R32 环保冷媒双缸小型化压缩机

R32 TWIN-CYLINDER DC INVERTER COMPRESSOR

- 1、小径化
- 2、高 APF
- 3、低噪音、低振动
- 4、高频化、大压缩比

1. MINIMUM SIZE
2. HIGH APF ENERGY EFFICIENCY
3. LOW NOISE AND VIBRATION
4. HIGH FREQUENCY AND LARGE COMPRESSION RATIO



环保冷媒空调压缩机 GREEN REFRIGERANT COMPRESSOR

系列 Series	代表机型 Typical model	排量 Displ. (cc)	制冷量 Cooling Capacity (W) (Btu/h)	功率 Power (W)	能效比 COP (W/W)	电容 Capacitor (μF/V)	压缩机高度 Compressor Height (mm)	排气管内径 Discharge Pipe ID (mm)	回气管内径 Suction Pipe ID (mm)	备注 Remark
--------------	-----------------------	----------------------	---	--------------------	---------------------	---------------------------	------------------------------------	------------------------------------	----------------------------------	--------------

R32

1φ-50Hz-220~240V

测试条件: GX Test Condition: GX

SM	KSM89V1VDZ	8.9	2665	9093	635	4.20	25/370	292	8.1	9.8	
	KSM99V1VDZ	9.9	2944	10045	693	4.25	25/370	292	8.1	9.8	
	KSM103V11VFT	10.3	3080	10509	730	4.22	25/370	292	8.1	12.9	
	KSM106V1VFT	10.6	3185	10867	755	4.22	25/370	290	8.1	12.9	
	KSM125V1VFT	12.5	3810	13000	900	4.23	35/370	290	8.1	12.9	
	KSM130V1VFT	13.0	3990	13614	940	4.24	35/370	290	8.1	12.9	
	KSM135V1VFT	13.5	4085	13938	962	4.25	35/370	290	8.1	12.9	
SG	KSM140V1VFT	14.0	4240	14467	1005	4.22	35/370	290	8.1	12.9	
	KSG186V1VKU	18.6	5690	19414	1355	4.20	55/400	310	9.8	12.9	
	KSG195V1VKU	19.6	6070	20711	1380	4.40	40/400	310	9.8	12.9	
	KSG250V1VMT	25.0	7710	26307	1795	4.30	60/400	340	9.8	16.2	
TG	KTG289V1VMU	28.9	8920	30435	2050	4.35	40/400	324	9.8	16.2	
TG	KTG280V1VMU	27.9	8630	29446	2045	4.22	65/400	355	9.8	16.2	

测试条件: ARI Test Condition: ARI

SK	KSK52V11UAZ	5.2	1290	4401	520	2.48	25/370	231	6.5	9.8	
SN	KSN93V11UDZ1	9.2	2300	7848	845	2.72	25/370	261	8.1	9.8	
SM	KSM93V11UDZ	9.2	2250	7677	790	2.85	25/370	292	8.1	9.8	
	KSM120V1UFE	12.0	3025	10321	1050	2.88	35/370	292	8.1	12.9	
SG	KSG165V1UMT	16.7	4285	14620	1440	2.98	40/400	310	9.8	16.2	
	KSG270V1UKV	27.0	6890	23509	2375	2.90	60/400	340	9.8	12.9	

1φ-60Hz-115V 1φ-50Hz-230V

测试条件: GX Test Condition: GX

SK	KSK42E11VAJ	4.2	1480	5050	382	3.88	35/250	230	8.1	9.8	▲
	KSK50E11VAZ	5.0	1800	6142	464	3.88	35/250	230	8.1	9.8	▲
SN	KSN68E12VAZC1	6.8	2450	8359	586	4.18	50/250	250	8.1	9.8	▲
	KSN78E11VBZC1	7.8	2875	9810	685	4.20	50/250	250	8.1	9.8	
SM	KSM113S1VFE	11.3	3465	11823	825	4.20	35/370	290	8.1	12.9	
SF	KSF160S1VMP	16.1	4920	16787	1150	4.28	40/370	310	8.1	12.9	
SG	KSG175S1VKP	17.5	5455	18612	1235	4.42	40/400	310	9.8	12.9	
	KSG180S1VKP	18.0	5585	19056	1275	4.38	40/400	310	9.8	12.9	
	KSG200S1VMP	20.2	6315	21547	1435	4.40	40/400	310	9.8	16.2	
	KSG210S1VMP	21.1	6610	22553	1495	4.42	40/400	310	9.8	16.2	
	KSG250S1VMU	25.0	7780	26545	1790	4.35	60/400	340	9.8	16.2	▲

3φ-50Hz-380V

测试条件: ASH Test Condition: ARI

TW	KTW590Y1UNM	59.0	15830	54016	5380	2.94	-	460	12.9	22.2	
	KTW630Y1UNM	63.0	17045	58157	5815	2.93	-	460	12.9	22.2	

备注: 带▲的产品为正在开发的产品
Remarks: *▲*are being-developed

变频空调压缩机 INVERTER COMPRESSOR

系列 Series	代表机型 Typical model	排量 Displ. (cc)	制冷量 Cooling Capacity (W) (Btu/h)	功率 Power (W)	能效比 COP (W/W)	电容 Capacitor (μF/V)	压缩机高度 Compressor Height (mm)	排气管内径 Discharge Pipe ID (mm)	回气管内径 Suction Pipe ID (mm)	备注 Remark
--------------	-----------------------	----------------------	---	--------------------	---------------------	---------------------------	------------------------------------	------------------------------------	----------------------------------	--------------

R410A

单缸变频 DC Inverter Single Cylinder

测试条件: SEER60 Test Condition: SEER60

SK	ASK75D43UEZ	7.5	2225	7592	582	3.82	-	238	8.1	9.8	
	ASK89D53UEZ	8.9	2670	9110	688	3.88	-	258	8.1	9.8	
	ASK98D50UFZ	9.8	2930	9997	768	3.82	-	260	8.1	9.8	
	ASK103D53UFZ	10.3	3120	10645	805	3.88	-	258	8.1	12.9	
	ASK103D59UFZ	10.3	3120	10645	790	3.95	-	260	8.1	12.9	
SN	ASN98D22UFZA	9.7	2920	9963	745	3.92	-	250	8.1	12.9	
	ASN98D32UFZ	9.7	2920	9963	740	3.95	-	250	8.1	12.9	
	ASN98D43UZFA	9.7	2890	9861	725	3.99	-	260	8.1	12.9	
	ASN108D21UFZ	10.8	3260	11123	832	3.92	-	250	8.1	12.9	
	ASN108D22UFZ	10.8	3260	11123	832	3.92	-	250	8.1	12.9	
	ASN108D32UFZ	10.8	3260	11123	825	3.95	-	250	8.1	12.9	
	ASN108D43UFZA	10.8	3260	11123	805	4.05	-	260	8.1	12.9	
	ASN133D42UFZ	13.3	4000	13648	1000	4.00	-	260	8.1	12.9	
SF	ASF235D28UMT	23.5	7100	24225	1810	3.92	-	333	8.1	16.2	

双缸变频 DC Inverter Twin Cylinder

测试条件: SEER60 Test Condition: SEER60

TN	ATN130D42UFZ	13.1	3905	13324	975	4.00	-	250	8.1	12.9	▲
	ATN150D30UFZA	14.9	4500	15354	1155	3.90	-	270	8.1	12.9	
	ATN150D42UFZ	14.9	4480	15286	1120	4.00	-	280	8.1	12.9	
TM	ATM180D57UMT	17.9	5420	18493	1465	3.70	-	300	8.1	16.2	
	ATM240D57UMT	24	7180	24498	1940	3.70	-	300	9.8	12.9	
TF	ATF200D22UMT	20.1	6075	20728	1710	3.55	-	333	9.8	16.2	▲
	ATF235D22UMT	23.5	7135	24345	1955	3.65	-	333	9.8	16.2	
	ATF250D22UMT	25.1	7645	26085	2080	3.68	-	333	9.8	16.2	
	ATF310D43UMT	30.8	9490	32380	2600	3.65	-	333	9.8	16.2	
	ATF400D64UMV	39.8	12285	41916	3365	3.65	-	355	9.8	16.2	
	ATF400D66UMP	39.8	12285	41916	3235	3.80	-	355	9.8	16.2	
TQ	ATF420D64UMT	41.5	12875	43930	3480	3.70	-	355	9.8	16.2	▲
	ATQ360D1UMU	36.2	11200	38214	3040	3.68	-	406	9.8	16.2	
	ATQ420D1UMU	41.5	12960	44220	3485	3.72	-	406	9.8	16.2	
	ATQ420D2UMU	41.5	12960	44220	3430	3.78	-	406	9.8	16.2	
	ATQ420D1UMU1	41.5	12960	44220	3390	3.82	-	406	9.8	16.2	
	ATQ580D56UNT	58.0	18560	63327	4885	3.80	-	406	9.8	16.2	▲
	ATQ650D65UNT	65.0	20800	70970	5475	3.80	-	406	9.8	16.2	▲

备注: 带▲的产品为正在开发的产品
Remarks: *▲*are being-developed

变频空调压缩机 INVERTER COMPRESSOR

R410A定速空调压缩机 R410A AIR-CONDITIONER COMPRESSOR

系列 Series	代表机型 Typical model	排量 Displ. (cc)	制冷量 Cooling Capacity (W) (Btu/h)	功率 Power (W)	能效比 COP (W/W)	电容 Capacitor (μF/V)	压缩机高度 Compressor Height (mm)	排气管内径 Discharge Pipe ID (mm)	回气管内径 Suction Pipe ID (mm)	备注 Remark
--------------	-----------------------	----------------------	--	--------------------	---------------------	---------------------------	------------------------------------	------------------------------------	----------------------------------	--------------

R410A

变频变容 Variable Volumes DC-INV Compressor 测试条件: SEER60 Test Condition: SEER60

VM	AVM115D6UFZ	11.5	3350	11430	830	4.04	-	268	8.1	12.9	
----	-------------	------	------	-------	-----	------	---	-----	-----	------	--

补气增焓 Vapor Injection DC-INV Compressor 测试条件: SEER60 Test Condition: SEER60

PF	APF235D22UMT	23.5	7060	24089	1960	3.60	-	333	9.8	16.2	
----	--------------	------	------	-------	------	------	---	-----	-----	------	--

T3双缸变频 T3 DC Inverter Twin Cylinder 测试条件: SEER60 Test Condition: SEER60

TF	ATF235D22TMT	23.5	7135	24345	1970	3.62	-	333	9.8	16.2	
	ATF250D43TMT	25.0	7635	26051	2090	3.65	-	333	9.8	16.2	▲
	ATF310D43TMT	30.8	9490	32380	2600	3.65	-	333	9.8	16.2	
TQ	ATQ420D1TMU	41.5	12960	44220	3485	3.72	-	406	9.8	16.2	

煤改电专用 Special for coal to electric 测试条件: SEER60 Test Condition: SEER60

QN	EAQN108D43UFZ	10.8	3260	11123	835	3.90	-	262	8.1	12.9	
TF	EATF250D22UMT	25.1	7645	26085	2080	3.68	-	333	9.8	16.2	
TQ	EATQ420D1SMU	41.5	12960	44220	3510	3.70	-	406	9.8	16.2	
PQ	EAPQ420D1SMU	41.5	13000	44356	3540	3.68	-	406	9.8	16.2	

R32

独立压缩机 I-CCC Compressor 测试条件: SEER60 Test Condition: SEER60

YN	KYN103D52UFZ	9.71+0.46	3130	10680	820	3.82	-	280	8.1	12.9	▲
----	--------------	-----------	------	-------	-----	------	---	-----	-----	------	---

备注: 带▲的产品为正在开发的产品
Remarks: "▲" are being-developed

变频变容喷气增焓全能耦合压缩机
COUPLING COMPRESSOR WITH VARIABLE
DISPLACEMENT & DC INVERTER & GAS
INJECTION TECHNOLOGIES

- 1、-15℃环境温度制热量提升 85%，并实现 50℃ 出风；
- 2、快速制冷制热，时间减少一半；
- 3、无余隙差异化喷气高效运行、高 APF 能效；
- 4、2 倍容量，半速运行，实现大能力同时避免高频噪音问题

1. THE HEATING CAPACITY HAS IMPROVED BY 85% AT THE AMBIENT TEMPERATURE OF -15°C, AND THE OUTLET AIR TEMPERATURE UP TO 50°C;
2. ACHIEVING RAPID REFRIGERATION AND HEATING, SAVING HALF THE TIME;
3. VARIABLE GAS INJECTION TECHNOLOGY ACHIEVE HIGH EFFICIENCY OPERATION;
4. DOUBLE DISPLACEMENT MAKES HALF-SPEED RUNNING ACHIEVING LOW NOISE AT LARGE CAPACITY OPERATION.



R410A

1φ-60Hz-208~230V 测试条件: ASH Test Condition: ASH

SN	ASN53N1UAJ3	5.3	1570	5357	520	3.02	15/370	230	8.1	9.8	
	ASN68N1UDZ	6.8	2060	7029	676	3.05	20/370	250	8.1	9.8	
	ASN82N1UDZ	8.2	2515	8581	853	2.95	25/370	250	8.1	9.8	
SM	ASN89N1UDZ	8.9	2730	9315	895	3.05	25/370	250	8.1	9.8	
	ASM103N11UFZ	10.3	3075	10492	975	3.15	35/370	297	8.1	12.9	
	ASM106N1UFT	10.6	3185	10867	1020	3.12	35/370	297	8.1	12.9	
	ASM113N1UFZ	11.3	3380	11533	1073	3.15	40/370	292	8.1	12.9	
	ASM130N1UDZ	13.0	3870	13204	1270	3.05	40/370	292	8.1	9.8	
M2	ASM135N1UEZ	13.3	4060	13853	1300	3.12	40/370	297	8.1	12.9	
	ASM140N1UFT	13.9	4175	14245	1355	3.08	40/370	292	8.1	12.9	
	PA140M2A-3ET	13.9	4155	14177	1375	3.02	45/400	299	8.1	12.9	
	PA150M2AS-3KU	15.0	4500	15354	1450	3.10	45/370	321	8.1	12.9	
	PA170M2A-3FT1	17.1	5155	17589	1662	3.10	45/370	303	9.8	12.9	
	PA200M2CS-3MUU1	19.8	5900	20131	1920	3.07	50/370	344	9.8	16.2	
	PA210M2CS-3KTU2	20.8	6245	21308	2050	3.05	50/370	344	9.8	12.9	
G2	PA225M2A-3MTU1	22.4	6715	22912	2240	3.00	55/370	322	9.8	16.2	
	PA240M2A-3MTU2	24.0	7220	24635	2475	2.92	55/370	322	9.8	16.2	
	PA250M2CS-3MUU1	25.0	7530	25692	2570	2.93	60/370	344	9.8	16.2	
	PA216G2C-3KU	21.5	6620	22587	2150	3.08	60/400	310	9.8	12.9	
	PA226G2C-3MT	22.3	6790	23167	2220	3.06	60/400	310	9.8	16.2	
SG	PA241G2C-3MT3	24.0	7300	24908	2315	3.15	60/400	310	9.8	16.2	
	PA290G2CS-3MU	28.7	8870	30264	2880	3.08	60/400	344	9.8	16.2	
	ASG200N1UMT	20.0	6200	21154	1905	3.25	40/400	310	9.8	16.2	▲
TG	ASG240N1UMT	23.8	7350	25078	2260	3.25	40/400	310	9.8	16.2	▲
	ASG289N1UMT	28.9	8900	30367	2825	3.15	40/400	310	9.8	16.2	▲
SQ	ATG330N1UMU	32.7	10080	34393	3365	3.00	65/400	400	9.8	16.2	
	ASQ330N1UMU	33.1	9950	33949	3230	3.08	60/400	380	9.8	16.2	

测试条件: GX Test Condition: GX

SN	ASN58N11VDZ1	5.8	1965	6705	510	3.85	15/370	250	8.1	9.8	
	ASN68N2VDZB1	6.7	2320	7916	568	4.08	20/370	250	8.1	9.8	
	ASN76N1VDZ1	7.5	2600	8871	650	4.00	20/370	250	8.1	9.8	
	ASN82N2VDZ1	8.2	2815	9605	690	4.08	20/370	250	8.1	9.8	
SM	ASN84N1VBZB1	8.3	2865	9775	695	4.12	20/370	250	8.1	9.8	
	ASM103N11VEZ	10.3	3565	12164	838	4.25	35/370	290	8.1	12.9	
	ASM106N1VEZ	10.6	3680	12556	860	4.28	35/370	297	8.1	12.9	
M2	ASM120N1VDZ	12.0	4160	14194	990	4.20	40/370	292	8.1	9.8	
	PA155M2A-3ETL1	15.7	5395	18408	1250	4.32	45/370	303	9.8	12.9	
	PA160M2A-3ETL	16.0	5630	19210	1325	4.25	45/400	303	9.8	12.9	
SF	PA165M2A-3ETL	16.5	5760	19653	1355	4.25	45/400	303	9.8	12.9	
	ASF155N1VET	15.6	5430	18527	1240	4.38	50/400	303	8.1	12.9	▲
SG	ASG235N1VMT	23.5	8350	28490	1920	4.35	40/400	310	9.8	16.2	▲

R410A定速空调压缩机

R410A AIR-CONDITIONER COMPRESSOR

R410A定速空调压缩机

R410A AIR-CONDITIONER COMPRESSOR

系列 Series	代表机型 Typical model	排量 Displ. (cc)	制冷量 Cooling Capacity (W) (Btu/h)	功率 Power (W)	能效比 COP (W/W)	电容 Capacitor (μ F/V)	压缩机高度 Compressor Height (mm)	排气管内径 Discharge Pipe ID (mm)	回气管内径 Suction Pipe ID (mm)	备注 Remark
--------------	-----------------------	----------------------	--	--------------------	---------------------	---------------------------------	------------------------------------	------------------------------------	----------------------------------	--------------

R410A

1 ϕ -50Hz-230V

测试条件: GX Test Condition: GX

系列	代表机型	排量	制冷量	功率	能效比	电容	压缩机高度	排气管内径	回气管内径	备注
SM	ASM125S1VFT	12.5	3570 12181	840	4.25	35/370	292	8.1	12.9	
	ASM127S1VFT	12.7	3680 12556	860	4.28	35/370	292	8.1	12.9	
	ASM130S1VDZ	13.0	3740 12761	880	4.25	35/370	290	8.1	9.8	
M2	PA180M2AS-7KUL	17.8	5215 17794	1235	4.22	35/370	340	8.1	12.9	
	PA185M2AS-7KUL	18.5	5420 18493	1285	4.22	35/370	340	8.1	12.9	
	PA190M2AS-7KUL	18.9	5475 18681	1310	4.18	35/370	340	8.1	12.9	
	PA200M2A-7FUL	20.0	5690 19414	1380	4.12	35/370	320	8.1	12.9	▲
	PA215M2AS-7KTL	21.6	6245 21308	1515	4.12	50/370	344	9.8	12.9	
SF	ASF190S1VKT	19.0	5610 19141	1290	4.35	45/370	322	8.1	12.9	
G2	PA186G2C-7KUL	18.6	5370 18322	1280	4.20	55/400	310	9.8	12.9	
	PA196G2C-7KNL	19.6	5675 19363	1305	4.35	55/400	310	9.8	12.9	
	PA221G2C-7MUL	21.9	6420 21905	1465	4.38	55/400	310	9.8	16.2	
SG	ASG185S1VMU	18.5	5630 19210	1295	4.35	40/400	310	9.8	16.2	▲
	ASG190S1VFT	19.1	5500 18766	1255	4.38	40/400	310	9.8	12.9	
	ASG230S1VMU	22.9	6765 23082	1530	4.42	40/400	310	9.8	16.2	▲

备注: 带▲的产品为正在开发的产品
Remarks: *▲*are being-developed

7 匹定速双缸压缩机

7HP FIX-SPEED TWIN ROTARY COMPRESSOR

- 1、高效率;
- 2、低成本;
- 3、高可靠性;

- 1.HIGHER EFFICIENCY;
- 2.LOWER COST COMPARED WITH THE SCROLL COMPRESSOR;
- 3.HIGH RELIABILITY



R410A

1 ϕ -50Hz-220-240V

测试条件: ASH Test Condition:ASH

系列	代表机型	排量	制冷量	功率	能效比	电容	压缩机高度	排气管内径	回气管内径	备注
SN	ASN46V1VAZ1	4.6	1250 4265	320	3.90	15/370	238	8.1	9.8	
	ASN54V1VAZ3	5.4	1520 5186	375	4.05	15/370	230	8.1	9.8	
	ASN58V1VZZ1	5.8	1625 5545	411	3.95	20/370	238	8.1	9.8	
SM	ASM89V1VFZ	8.9	2485 8479	592	4.20	20/370	290	8.1	12.9	
	ASM93V11VDZ	9.3	2570 8769	615	4.18	25/370	290	8.1	9.8	
	ASM99V1VFZ	9.8	2780 9485	650	4.28	25/370	292	8.1	12.9	
	ASM103V11VDZ	10.3	2900 9895	675	4.30	25/370	292	8.1	9.8	
	ASM106V1VFT	10.6	3040 10372	710	4.28	25/370	292	8.1	12.9	
	ASM113V1VDZ	11.3	3215 10970	745	4.32	30/370	292	8.1	9.8	
	ASM120V1VFT	12.0	3445 11754	805	4.28	30/370	292	8.1	12.9	
	ASM125V1VFT	12.5	3610 12317	845	4.27	35/370	292	8.1	12.9	
	ASM130V1VDZ	13.0	3760 12829	885	4.25	35/370	292	8.1	9.8	
	ASM135V1VFT	13.3	3870 13204	900	4.30	35/370	295	8.1	12.9	
M2	ASM140V1VFT	13.9	4060 13853	945	4.30	35/370	292	8.1	12.9	
	PA150M2A-4FTL	15.0	4300 14672	1025	4.20	35/370	300	8.1	12.9	
	PA190M2AS-4KUL1	18.9	5460 18630	1270	4.30	45/370	340	8.1	12.9	
	PA190M2A-4EUL1	18.9	5480 18698	1290	4.25	45/370	325	8.1	12.9	
	PA200M2A-4EUL	19.9	5760 19653	1405	4.10	50/370	325	8.1	12.9	
	PA205M2AS-4MUL	20.4	5965 20353	1420	4.20	50/370	345	9.8	16.2	
	PA240M2CS-4KUL	23.9	6890 23509	1660	4.15	50/370	340	8.1	12.9	
G2	PA196G2C-4MUL	19.6	5665 19329	1335	4.24	55/400	310	9.8	16.2	
	PA206G2C-4KUL	20.8	5990 20438	1410	4.25	55/400	310	9.8	12.9	
	PA216G2C-4FTL	21.6	6165 21035	1440	4.28	55/400	310	9.8	12.9	
	PA231G2C-4MUL	23.1	6760 23065	1565	4.32	50/400	345	9.8	16.2	
	PA250G2CS-4MUL	25.1	7315 24959	1695	4.32	50/400	345	9.8	16.2	
	PA270G2CS-4MUL1	27.0	7845 26767	1805	4.35	60/400	345	9.8	16.2	
	PA280G2CS-4MUL	27.9	8165 27859	1898	4.30	60/400	345	9.8	16.2	
SG	PA290G2CS-4MUL	28.7	8485 28951	1975	4.30	60/400	345	9.8	16.2	
	ASG195V1VMU	19.6	5700 19448	1310	4.35	40/400	310	9.8	16.2	▲
	ASG200V1VKU	20.0	5850 19960	1345	4.35	40/400	310	9.8	12.9	▲
	ASG240V2VMU	23.8	6945 23696	1595	4.35	40/400	310	9.8	16.2	▲
	ASG289V1VMU	28.9	8480 28934	1950	4.35	60/400	340	9.8	16.2	▲
TG	ATG280V1VMT	27.9	8080 27569	1935	4.18	50/400	355	9.8	16.2	▲
SQ	ASQ330V1VMU	33.0	9740 33233	2205	4.42	55/400	380	9.8	16.2	▲

备注: 带▲的产品为正在开发的产品
Remarks: *▲*are being-developed

R410A定速空调压缩机

R410A AIR-CONDITIONER COMPRESSOR

R410A定速空调压缩机

R410A AIR-CONDITIONER COMPRESSOR

系列 Series	代表机型 Typical model	排量 Displ. (cc)	制冷量 Cooling Capacity (W) (Btu/h)	功率 Power (W)	能效比 COP (W/W)	电容 Capacitor (μF/V)	压缩机高度 Compressor Height (mm)	排气管内径 Discharge Pipe ID (mm)	回气管内径 Suction Pipe ID (mm)	备注 Remark
--------------	-----------------------	----------------------	---	--------------------	---------------------	---------------------------	------------------------------------	------------------------------------	----------------------------------	--------------

R410A

1φ-50Hz-220~240V

测试条件: ASH Test Condition:ASH

SK	ASK40V11UAZ	4.0	930	3173	365	2.55	15/370	231	8.1	9.8	
	ASK60V1UAZ	6.0	1475	5033	542	2.72	25/370	231	8.1	9.8	
SN	ASN68V1UZZ1	6.8	1695	5783	585	2.90	20/370	250	8.1	9.8	
	ASN71V1UDD1	7.1	1735	5920	582	2.98	20/370	250	8.1	9.8	
	ASN76V1UDZ1	7.6	1890	6449	630	3.00	25/370	250	8.1	9.8	
	ASN82V1UDZ	8.2	2035	6943	690	2.95	25/370	250	8.1	9.8	
	ASN86V1UDZ	8.6	2140	7302	725	2.95	25/370	250	8.1	9.8	
SM	ASN89V1UDZ	8.9	2260	7711	765	2.95	25/370	250	8.1	9.8	
	ASM99V2UDZ	9.8	2395	8172	788	3.04	25/370	292	8.1	9.8	
M2	ASM125V2UFT	12.5	3125	10663	1035	3.02	35/370	292	8.1	12.9	
	PA170M2C-4ET2	17.1	4190	14296	1385	3.03	35/400	300	8.1	12.9	
	PA185M2C-4FT2	18.5	4495	15337	1500	3.00	35/400	300	8.1	12.9	
	PA200M2CS-4KU2	19.8	4890	16685	1615	3.03	45/370	340	8.1	12.9	
	PA215M2CS-4KT2	21.4	5295	18067	1755	3.02	50/370	340	8.1	12.9	
	PA225M2CS-4KU2	22.4	5500	18766	1835	3.00	50/370	340	8.1	12.9	
G2	PA240M2CS-4KU1	23.9	5840	19926	1980	2.95	50/370	340	8.1	12.9	
	PA260G2C-4FU	26.0	6500	22178	2130	3.05	65/400	310	9.8	12.9	
	PA270G2CS-4MU1	27.0	6825	23287	2235	3.05	60/400	345	9.8	16.2	
SG	PA290G2CS-4MU1	28.7	7295	24891	2410	3.03	50/400	345	9.8	16.2	
	ASG260V1VMU	26.0	6550	22349	2100	3.12	40/400	310	9.8	16.2	▲
TQ	ASG289V1VMU	28.9	7350	25078	2355	3.12	60/400	324	9.8	16.2	▲
	ATQ375V1UMU	37.7	9615	32806	3255	3.05	75/400	405	9.8	16.2	
	ATQ390V1UMT	38.9	9825	33523	3190	3.08	70/400	405	9.8	16.2	
	ATQ420V1UMT	42.0	10595	36150	3474	3.05	70/400	405	9.8	16.2	▲

3φ-50Hz-380V

测试条件: ASH Test Condition:ASH

TQ	ATQ290Y1UMT	29.1	7280	24839	2425	3.00	-	405	9.8	16.2	▲
	ATQ375Y1UMU	37.7	9450	32243	3050	3.10	-	405	9.8	16.2	▲
	ATQ390Y1UMT	39.0	9840	33574	3225	3.05	-	405	9.8	16.2	▲
	ATQ420Y1TMT	41.9	10470	35724	3490	3.00	-	405	9.8	16.2	▲
TW	ATW480Y1UNM	48.4	12170	41524	4025	3.02	-	460	12.9	22.2	ASH
			11771	40162	3988	2.95					ARI
	ATW590Y1UNM	59.0	15265	52084	5090	3.00	-	460	12.9	22.2	ASH
			14672	50061	4942	2.97					ARI
	ATW630Y1UNM	63.0	16315	55667	5305	3.08	-	460	12.9	22.2	ASH
			15786	53862	5258	3.00					ARI
	ATW715Y1UN*	71.3	18375	62696	5976	3.07	-	460	12.9	22.2	ASH ▲
			17770	60631	6000	2.96					ARI

备注: 带▲的产品为正在开发的产品
Remarks: *▲*are being-developed

R410A

1φ-60Hz-115V

测试条件: GX Test Condition:GX

SK	ASK44E1VAJ	4.4	1480	5050	378	3.92	35/250	230	8.1	9.8	
	ASK53E1VAZ	5.3	1825	6227	465	3.92	35/250	230	8.1	9.8	
	ASK68E2VAZ	6.8	2330	7950	590	3.95	45/250	240	8.1	9.8	▲
	ASK71E2VAZ	7.1	2400	8189	608	3.95	45/250	240	8.1	9.8	▲
SN	ASN45E2VAJ3	4.5	1510	5152	360	4.20	35/250	238	8.1	9.8	
	ASN52E2VAZ3	5.2	1745	5954	420	4.15	40/250	240	8.1	9.8	
	ASN68E2VAZB1	6.7	2290	7813	552	4.15	50/250	248	8.1	9.8	
	ASN71E1VBZ	7.1	2445	8342	596	4.10	45/250	247	8.1	9.8	
	ASN81E1VBZB1	8.0	2720	9281	655	4.15	50/250	250	8.1	9.8	
	ASN83E1VBZ1	8.3	2845	9707	690	4.12	50/250	247	8.1	9.8	
	ASN86E1VBZ	8.6	2990	10202	730	4.10	50/250	247	8.1	9.8	
SM	ASN89E1VBZ	8.9	3095	10560	774	4.00	50/250	247	8.1	9.8	
	ASN89E11UDD	8.92	2735	9332	905	3.02	50/250	250	8.1	9.8	
	ASM100E11VEZ	9.9	3425	11686	800	4.28	70/250	290	8.1	12.9	ASH
	ASM103E12VEZ	10.3	3525	12027	835	4.22	70/250	290	8.1	12.9	
	ASM106E2VEZ	10.6	3700	12624	865	4.28	70/250	297	8.1	12.9	
	ASM113E1UDZ	11.3	3340	11396	1095	3.05	60/250	292	8.1	9.8	ASH
SM	ASM127E1VET	12.7	4485	15303	1048	4.28	70/250	290	8.1	12.9	
	ASM130E1VET	13.0	4535	15473	1075	4.22	70/250	292	8.1	9.8	

1φ-60Hz-127V

测试条件: GX Test Condition:GX

SN	ASN76F1UBZB1	7.6	2295	7831	735	3.12	45/250	247	8.1	9.8	
	ASN86F1VBZ1	8.6	2985	10185	762	3.92	45/250	247	8.1	9.8	
	ASN89F1VBZ1	8.9	3115	10628	820	3.80	50/250	247	8.1	9.8	
SM	ASM113F1UDRC	11.3	3420	11669	1120	3.05	60/250	270	8.1	9.8	

1φ-60Hz-265V

测试条件: GX Test Condition:GX

SN	ASN76U1VDZ1	7.6	2610	8905	650	4.02	15/250	251	8.1	9.8	
----	-------------	-----	------	------	-----	------	--------	-----	-----	-----	--

备注: 带▲的产品为正在开发的产品
Remarks: *▲*are being-developed

R22定速空调压缩机

R22 AIR-CONDITIONER COMPRESSOR

系列 Series	代表机型 Typical model	排量 Displ. (cc)	制冷量 Cooling Capacity (W)	功率 Power (W)	能效比 COP (W/W)	电容 Capacitor (μ F/V)	压缩机高度 Compressor Height (mm)	排气管内径 Discharge Pipe ID (mm)	回气管内径 Suction Pipe ID (mm)	备注 Remark
--------------	-----------------------	----------------------	--------------------------------	--------------------	---------------------	---------------------------------	------------------------------------	------------------------------------	----------------------------------	--------------

R22

1 ϕ -60Hz-208~230V

测试条件: ASH Test Condition:ASH

SN	代表机型	排量	制冷量	功率	能效比	电容	压缩机高度	排气管内径	回气管内径	备注
SN	HSN76N1UZJ1	7.6	1645	5613	530	3.10	15/370	240	8.1	9.8
SM	HSM130N12UEZ	13.0	2750	9383	846	3.25	30/370	292	8.2	12.9
	HSM165N11UEZ	16.5	3500	11942	1060	3.30	40/370	292	8.1	12.8
	HSM170N2UFZ	16.9	3540	12078	1100	3.22	40/370	292	8.2	12.9
SF	HSF250N2UFV	25.0	5330	18186	1650	3.23	40/370	292	8.2	12.9
M2	PH210M2A-3FT	20.9	4610	15729	1365	3.38	45/370	292	8.2	12.9
	PH225M2C-3FTU1	22.4	4815	16429	1530	3.15	40/370	292	8.2	12.9
	PH240M2A-3FTU1	24.0	5205	17759	1635	3.18	40/370	292	8.2	12.9
	PH250M2A-3FTU2	24.8	5330	18186	1650	3.23	40/370	292	8.2	12.9
	PH260M2AS-3KUU1	26.1	5687	19404	1930	2.95	40/370	333	9.8	12.9
	PH280M2CS-3KUU1	28.0	6055	20660	2020	3.00	50/370	333	9.8	12.9
G2	PH300G2C-3KU	29.8	6465	22059	1900	3.40	55/400	310	9.8	12.9
	PH310G2C-3KUU	30.8	6780	23133	2085	3.25	55/400	310	9.8	12.9
	PH330G2C-3MUU	32.8	7230	24669	2210	3.27	55/400	297	9.8	16.2
	PH340G2C-3MUU	33.8	7400	25249	2275	3.25	55/400	310	9.8	16.2
	PH360G2C-3KUU1	36.0	7775	26528	2550	3.05	55/400	310	9.8	12.9
SG	PH370G2C-3MUU1	37.0	8110	27671	2655	3.05	55/400	310	9.8	16.2
	HSG310N1UMU	30.9	6780	23133	1980	3.42	40/400	310	9.8	16.2
	HSG340N1UMU	34.1	7450	25419	2180	3.42	40/400	310	9.8	16.2
X3	HSG370N1UMU	37.0	8100	27637	2370	3.42	40/400	324	9.8	16.2
	PH400X3CS-3MUU	40.0	8730	29787	2730	3.20	55/400	370	9.8	16.2

测试条件: GX Test Condition:GX

SN	代表机型	排量	制冷量	功率	能效比	电容	压缩机高度	排气管内径	回气管内径	备注
SN	HSN98N2VBZ1	9.8	2305	7865	560	4.12	20/370	251	8.1	9.8
	HSN102N1VDZ	10.2	2415	8240	575	4.20	15/370	251	8.1	9.8
SM	HSM145N2VDT	14.6	3480	11874	828	4.20	35/370	292	8.1	9.8

备注: 带▲的产品为正在开发的产品
being-developed

R22定速空调压缩机

R22 AIR-CONDITIONER COMPRESSOR

系列 Series	代表机型 Typical model	排量 Displ. (cc)	制冷量 Cooling Capacity (W)	功率 Power (W)	能效比 COP (W/W)	电容 Capacitor (μ F/V)	压缩机高度 Compressor Height (mm)	排气管内径 Discharge Pipe ID (mm)	回气管内径 Suction Pipe ID (mm)	备注 Remark
--------------	-----------------------	----------------------	--------------------------------	--------------------	---------------------	---------------------------------	------------------------------------	------------------------------------	----------------------------------	--------------

R22

1 ϕ -50Hz-220~240V

测试条件: ASH Test Condition:ASH

SN	代表机型	排量	制冷量	功率	能效比	电容	压缩机高度	排气管内径	回气管内径	备注
SN	HSN82V11UDZ1	8.2	1440	4913	488	2.95	20/370	238	8.1	9.8
SM	HSM135V1UDZ	13.3	2335	7967	708	3.30	25/370	292	8.1	9.8
	HSM145V1UFZ	14.6	2568	8762	783	3.28	25/370	292	8.1	9.8
	HSM150V5UFZ	15.1	2640	9008	800	3.30	25/370	292	8.1	12.9
	HSM155V1UFZ	15.3	2665	9093	815	3.27	25/370	292	8.1	12.9
	HSM160V5UFZ	15.8	2755	9400	840	3.28	25/370	292	8.1	12.9
	HSM165V1UFZ	16.4	2845	9707	870	3.27	30/370	292	8.1	12.9
	HSM165V3UDZ	16.4	2855	9741	915	3.12	30/370	292	8.1	9.8
	HSM170V1UFZ	16.9	2920	9963	885	3.30	30/370	292	8.1	12.9
	HSM190V1UFT	19.2	3340	11396	1010	3.31	35/370	300	8.1	12.9
	HSM195V1UFT	19.7	3400	11601	1045	3.25	35/370	300	8.1	12.9
	HSM195V3UFT	19.7	3415	11652	1135	3.00	30/370	300	8.1	12.9
	HSM200V1UFT	20.1	3480	11874	1070	3.25	35/370	300	8.1	12.9
	HSM200V3UDZ	20.1	3470	11840	1145	3.03	35/370	300	8.1	9.8
	HSM205V1UFT	20.5	3510	11976	1090	3.22	35/370	300	8.1	12.9
	HSM210V2UFT	20.9	3650	12454	1170	3.12	35/370	300	8.1	12.9
	HSM210V1UFT	20.9	3605	12300	1110	3.25	40/370	300	8.1	12.9
	HSM211V2UFT	21.1	3675	12539	1120	3.28	40/370	300	8.1	12.9
	HSM215V3UFT	21.4	3710	12659	1195	3.10	35/370	300	8.1	12.9
HSM215V4UFTA	21.4	3700	12624	1140	3.25	40/370	300	8.1	12.9	
HSM220V3UFT	22.3	3880	13239	1220	3.18	40/370	300	8.1	12.9	
M2	PH225M2C-4FT3	22.4	3890	13273	1205	3.23	35/370	292	8.2	12.9
	PH240M2A-4FT1	24.0	4225	14416	1340	3.15	35/370	292	8.2	12.9
	PH250M2C-4FT1	25.0	4310	14706	1370	3.15	35/370	292	8.2	12.9
	PH270M2CS-4KU2	27.0	4745	16190	1490	3.18	35/370	333	9.8	12.9
G2	PH280M2CS-4KU	28.1	4925	16804	1515	3.25	35/370	348	9.8	12.9
	PH290M2A-4FT1	28.8	5090	17367	1650	3.08	35/370	311	9.8	12.9
	PH300G2C-4KU1	29.8	5340	18220	1645	3.25	55/400	297	9.8	12.9
	PH310G2C-4KUA	30.8	5440	18561	1635	3.33	55/400	310	9.8	12.9
	PH320G2C-4KUA	31.8	5570	19005	1690	3.30	55/400	310	9.8	12.9
	PH330G2C-4KU	32.8	5845	19943	1745	3.35	60/400	324	9.8	12.9
	PH340G2C-4KU	33.7	6050	20643	1805	3.35	60/400	324	9.8	12.9
	PH360G2C-4MU1	36.0	6475	22093	2005	3.23	50/400	324	9.8	16.2
	PH370G2CS-4MU1	37.0	6650	22690	2065	3.22	50/400	324	9.8	16.2
	PH400G2CS-4MU1	39.8	7100	24225	2255	3.15	50/400	354	9.8	16.2
	PH420G2CS-4KU1	42.3	7420	25317	2390	3.10	50/400	354	9.8	12.9
	PH440G2CS-4MU	43.5	7810	26648	2390	3.27	50/400	354	9.8	16.2
TF	HTF340V2UMU	34.0	5900	20131	1825	3.23	50/400	333	9.8	16.2
SG	HSG300V1UKU	30.9	5350	18254	1595	3.35	40/400	310	9.8	12.9
	HSG340V1UKU	34.1	6080	20745	1790	3.40	40/400	310	9.8	12.9
SQ	HSG370V1UMU	37.0	6650	22690	1955	3.40	40/400	324	9.8	16.2
	HSQ440V1TMV	43.6	7865	26835	2460	3.20	60/400	380	9.8	16.2
TG	HTG340V1UMU	34.1	6020	20540	1870	3.22	60/400	355	9.8	16.2
	HTG480V1UMU	48.2	8500	29002	2700	3.15	60/400	376	9.8	16.2

R22定速空调压缩机

R22 AIR-CONDITIONER COMPRESSOR

系列 Series	代表机型 Typical model	排量 Displ. (cc)	制冷量 Cooling Capacity (W) (Btu/h)	功率 Power (W)	能效比 COP (W/W)	电容 Capacitor (μ F/V)	压缩机高度 Compressor Height (mm)	排气管内径 Discharge Pipe ID (mm)	回气管内径 Suction Pipe ID (mm)	备注 Remark
--------------	-----------------------	----------------------	---	--------------------	---------------------	---------------------------------	------------------------------------	------------------------------------	----------------------------------	--------------

R22

1 ϕ -50Hz-220-240V

测试条件: ASH Test Condition:GX

SM	HSM170V15VFZ	16.9	3300	11260	740	4.45	35/370	290	8.1	12.9	▲
	HSM220V1VFT	22.0	4418	15074	970	4.55	40/370	300	9.8	12.9	
M2	PH190M2A-4FTL1	18.9	3760	12829	845	4.45	35/370	292	8.2	12.9	
	PH200M2A-4FTL1	19.9	3960	13512	890	4.45	35/370	292	8.2	12.9	
SF	HSF215V1VKT	21.7	4360	14877	947	4.60	35/370	300	8.1	12.9	
	HSF320V1VKT	31.9	5680	19380	1710	3.32	50/400	330	8.1	12.9	ASH
SG	HSG300V1VKU	30.0	6040	20608	1300	4.65	40/400	310	9.8	12.9	
	HSG310V1VKU	30.9	6230	21257	1340	4.65	40/400	310	9.8	12.9	▲
G2	PH290G2C-4KUL1	28.7	5760	19653	1280	4.50	55/400	310	9.8	12.9	
	PH300G2C-4KUL1	29.7	5970	20370	1320	4.52	55/400	310	9.8	12.9	
	PH310G2C-4KUL	30.8	6135	20933	1370	4.48	55/400	310	9.8	12.9	
TG	PH400G2CS-4MUL	39.8	8095	27620	1800	4.50	55/400	354	9.8	16.2	
	HTG420V1VMU	41.8	8490	28968	1930	4.40	55/400	380	9.8	16.2	▲
M3	PH400M3CS-4MUL	39.8	7990	27262	1815	4.40	60/400	381	9.8	16.2	
	PH410M3CS-4MUL	41.0	8270	28217	1880	4.40	60/400	381	9.8	16.2	
	PH420M3CS-4MUL	42.0	8500	29002	1925	4.42	60/400	381	9.8	16.2	
	PH430M3CS-4MUL	42.6	8575	29258	1950	4.40	60/400	381	9.8	16.2	
	PH430M3CS-4MUL1	42.6	8655	29531	1985	4.36	65/400	381	9.8	16.2	
	PH440M3CS-4MUL1	43.6	8815	30077	2015	4.37	60/400	381	9.8	16.2	
SQ	PH450M3CS-4MUL1	45.1	9140	31186	2100	4.35	60/400	381	9.8	16.2	
	HSQ440V1VMU	43.6	8920	30435	1960	4.55	60/400	381	9.8	16.2	▲

3 ϕ -50Hz-380V

测试条件: ASH Test Condition:ASH

X3	YH460X3CS-4MUC1	45.9	8000	27296	2580	3.10	-	396.5	9.8	16.2	
	YH480X3CS-4MUC1	47.9	8350	28490	2690	3.10	-	396.5	9.8	16.2	
SQ	HSQ420YIUMP	42.0	7535	25709	2270	3.32	-	381	9.8	16.2	
	HSQ440YIUMP	43.6	7790	26579	2360	3.30	-	381	9.8	16.2	
TW	HTW715Y1UN*	71.5	13273	45286	3923	3.38	-	460	12.9	22.2	ARI

宽电压机种 WIDE VOLTAGE 1 ϕ -50Hz-220V

测试条件: ASH Test Condition:ASH

M2	PH210M2A-4FTSH	20.9	3785	12914	1215	3.12	45/370	293	8.1	12.9	
	PH215M2A-4FTSH	21.4	3885	13256	1245	3.12	45/400	293	8.1	12.9	
G2	PH290G2C-4FTSH	28.7	5170	17640	1655	3.12	60/400	324	9.8	12.9	

备注: 带 ▲ 的产品为 在开发的产品
Remarks: ▲ are being developed

R22定速空调压缩机

R22 AIR-CONDITIONER COMPRESSOR

R22

1 ϕ -50Hz-230V

测试条件: GX Test Condition: GX

SM	HSM185S1VFT	18.7	3675	12539	820	4.48	35/370	300	8.1	12.9	
	HSM190S1VFT	19.2	3735	12744	853	4.38	35/370	300	8.1	12.9	
	HSM195S1VFT	19.7	3810	13000	870	4.38	35/370	300	8.1	12.9	
	HSM200S1VFT	20.1	3895	13290	895	4.35	35/370	300	8.1	12.9	
M2	PH190M2A-7FTL	18.9	3780	12897	855	4.42	40/370	292	8.2	12.9	
SF	HSF190S1VKT	19.5	3798	12958	838	4.53	40/370	320	8.1	12.9	
	HSF285S1VKT	28.6	5690	19414	1250	4.55	45/370	320	9.8	12.9	
SG	HSG265S1VKT	26.4	5360	18288	1165	4.60	40/400	310	9.8	12.9	
	HSG275S1VKT	27.5	5585	19056	1200	4.65	40/400	310	9.8	12.9	
	HSG280S1VKT	28.5	5695	19431	1225	4.65	40/370	310	9.8	12.9	
	HSG290S1VKU	29.0	5905	20148	1270	4.65	40/370	310	9.8	12.9	
G2	HSG340S1VMU	34.0	6915	23594	1510	4.58	45/400	310	9.8	16.2	
	PH280G2C-7KUL	27.9	5545	18920	1220	4.55	55/400	310	9.8	12.9	
	PH290G2C-7KUL	28.7	5730	19551	1245	4.60	55/400	310	9.8	12.9	
	PH300G2C-7KUL	29.8	5980	20404	1300	4.60	55/400	310	9.8	12.9	
	PH340G2C-7MUL	33.7	6820	23270	1490	4.58	55/400	324	9.8	16.2	
	PH360G2C-7MUL	36.0	7255	24754	1585	4.58	55/400	324	9.8	16.2	

测试条件: ASH Test Condition:ASH

SM	HSM185S2UFT	18.7	3245	11072	1055	3.08	35/370	300	8.1	12.9	
	HSM205S1UFT	20.5	3540	12078	1105	3.20	40/370	300	8.1	12.9	
G2	PH360G2C-7MU	36.0	6425	21922	1935	3.32	60/400	324	9.8	16.2	
	PH370G2C-7MU	37.0	6575	22434	1980	3.32	60/400	324	9.8	16.2	
SG	HSG370S1UMU	37.0	6655	22707	1960	3.40	45/400	324	9.8	16.2	

1.5HP 超高效定速压缩机

1.5HP HIGH EFFICIENCY FIX-SPEED COMPRESSOR

- 1、高效电磁钢板结合最优化的磁路计算, 确保超高效压缩机电机设计;
- 2、超高效泵体

1. USE EFFICIENT ELECTROMAGNETIC STEEL SHEETS COMBINED WITH OPTIMIZED MAGNETIC CIRCUIT COMPUTATION, ACHIEVING ULTRA-EFFICIENT DESIGN OF COMPRESSOR MOTOR;
2. ULTRA-EFFICIENT MECHANICAL STRUCTURE.



除湿机用压缩机

DEHUMIDIFIER COMPRESSOR

系列 Series	代表机型 Typical model	排量 Displ. (cc)	制冷量 Cooling Capacity (W) (Btu/h)	功率 Power (W)	能效比 COP (W/W)	电容 Capacitor (μ F/V)	压缩机高度 Compressor Height (mm)	排气管内径 Discharge Pipe ID (mm)	回气管内径 Suction Pipe ID (mm)	备注 Remark
--------------	-----------------------	----------------------	--	--------------------	---------------------	---------------------------------	------------------------------------	------------------------------------	----------------------------------	--------------

R410A

1 ϕ -60Hz-115V

测试条件: GX Test Condition: GX

系列	代表机型	排量	制冷量	功率	能效比	电容	压缩机高度	排气管内径	回气管内径	备注
SK	ASK31E12VZZX	3.1	1025	3497	295	3.47	25/250	220	6.53	9.8
	ASK46E12VZZX	4.6	1545	5272	432	3.58	35/250	220	6.53	9.8
	ASK49E11VZZX	4.9	1655	5647	430	3.85	25/250	240	6.53	9.8
	ASK57E11VZZX	5.7	1965	6705	515	3.82	25/250	240	6.53	9.8
	ASK68E11VZZX	6.8	2330	7950	605	3.85	45/250	240	6.53	9.8
SN	ASN84E12VDB1	8.3	2820	9622	685	4.12	50/250	250	8.1	9.8
	ASN86E11VDB1	8.6	2970	10134	725	4.10	50/250	248	8.1	9.8

测试条件: ASH Test Condition: ASH

系列	代表机型	排量	制冷量	功率	能效比	电容	压缩机高度	排气管内径	回气管内径	备注
SK	ASK34E14UZDX	3.4	990	3378	380	2.61	25/250	210	6.53	9.8
SN	ASN71E11UZDX1	7.1	2140	7302	708	3.02	45/250	242	8.1	9.8
	ASN71E11UZDT1	7.1	2140	7302	708	3.02	45/250	242	6.53	9.8

R410A

1 ϕ -50Hz-220~240V

测试条件: GX Test Condition: GX

系列	代表机型	排量	制冷量	功率	能效比	电容	压缩机高度	排气管内径	回气管内径	备注
SK	ASK40V13VZDX	4.0	1090	3719	319	3.42	15/370	218	6.53	9.8
	ASK46V13VZDX	4.6	1272	4340	359	3.54	15/250	218	6.53	9.8

测试条件: ASH Test Condition: ASH

系列	代表机型	排量	制冷量	功率	能效比	电容	压缩机高度	排气管内径	回气管内径	备注
SK	ASK60V1UZZX	6.0	1485	5067	555	2.68	25/370	235	6.53	9.8
SN	ASN76V13UZDX1	7.6	1910	6517	655	2.92	20/370	242	6.53	9.8
	ASN86V1UZDA1	8.6	2190	7472	750	2.92	25/370	252	8.1	9.8
	ASN89V1UZDA1	8.9	2270	7745	778	2.92	25/370	252	8.1	9.8

R410A

单缸变频 DC Inverter Single Cylinder

测试条件: SEER60 Test Condition: SEER60

系列	代表机型	排量	制冷量	功率	能效比	电容	压缩机高度	排气管内径	回气管内径	备注
SK	ASK89D53UEDF	8.9	2670	9110	688	3.88	-	257	6.53	9.8

备注: 带▲的产品为正在开发的产品
Remarks: *▲are being-developed

除湿机用压缩机

DEHUMIDIFIER COMPRESSOR

系列 Series	代表机型 Typical model	排量 Displ. (cc)	制冷量 Cooling Capacity (W) (Btu/h)	功率 Power (W)	能效比 COP (W/W)	电容 Capacitor (μ F/V)	压缩机高度 Compressor Height (mm)	排气管内径 Discharge Pipe ID (mm)	回气管内径 Suction Pipe ID (mm)	备注 Remark
--------------	-----------------------	----------------------	--	--------------------	---------------------	---------------------------------	------------------------------------	------------------------------------	----------------------------------	--------------

R134a

1 ϕ -50Hz-220V 1 ϕ -60Hz-115V

测试条件: ASH Test Condition: ASH

系列	代表机型	排量	制冷量	功率	能效比	电容	压缩机高度	排气管内径	回气管内径	备注
SK	JSK64E16UZH	6.4	740	2525	290	2.55	15/370	180	6.5	6.5
	JSK64V16UZH	6.4	740	2525	290	2.55	15/370	183	6.5	6.5

R290

1 ϕ -50Hz-220V

测试条件: ASH Test Condition: ASH

系列	代表机型	排量	制冷量	功率	能效比	电容	压缩机高度	排气管内径	回气管内径	备注
SK	DSK34V16UZH	3.4	500	1706	208	2.40	10/370	183	6.5	6.5
	DSK50V16UZH	5.0	690	2354	285	2.42	15/370	183	6.5	6.5

小型化除湿机专用压缩机

DEHUMIDIFIER COMPRESSOR

- 1、小型化设计, 占用空间小;
- 2、低噪音、低振动, 品质优;
- 3、高效马达采用, 对应北美新能效标准;

1. MINIATURIZATION DESIGN, OCCUPY SMALL SPACE
2. LOW NOISE AND VIBRATION WITH HIGH QUALITY
3. USING HIGH EFFICIENT MOTOR, MEETING NEW NORTH-AMERICA ENERGY EFFICIENCY STANDARD



微型压缩机

MICRO-COMPRESSOR

系列 Series	代表机型 Typical model	排量 Displ. (cc)	制冷量 Cooling Capacity (W) (Btu/h)	功率 Power (W)	能效比 COP (W/W)	电容 Capacitor (μ F/V)	压缩机高度 Compressor Height (mm)	排气管内径 Discharge Pipe ID (mm)	回气管内径 Suction Pipe ID (mm)	备注 Remark
--------------	-----------------------	----------------------	--	--------------------	---------------------	---------------------------------	------------------------------------	------------------------------------	----------------------------------	--------------

R134a

单缸变频 DC Inverter Single Cylinder

测试条件: ASH 75Hz Test Condition: ASH 75Hz

系列	代表机型	排量	制冷量	功率	能效比	电容	压缩机高度	排气管内径	回气管内径	备注
SV	JSV14D15TZB	1.4	225	707	100	2.25	-	89	54	35~110
	JSV14D24TZB	1.4	225	707	90	2.50	-	89	54	35~110
	JSV14D42TZB	1.4	225	707	89	2.53	-	89	54	35~110
	JSV20D24TZB	2.0	330	1125	132	2.50	-	89	54	35~110
	JSV20D42TZB	2.0	330	1125	130	2.54	-	89	54	35~110

热泵干衣机用压缩机 HEAT PUMP DRYER COMPRESSOR

热泵热水器专用压缩机 HEAT PUMP WATER HEATER COMPRESSOR

系列 Series	代表机型 Typical model	排量 Displ. (cc)	制冷量 Cooling Capacity (W) (Btu/h)	功率 Power (W)	能效比 COP (W/W)	电容 Capacitor (μ F/V)	压缩机高度 Compressor Height (mm)	排气管内径 Discharge Pipe ID (mm)	回气管内径 Suction Pipe ID (mm)	备注 Remark
--------------	-----------------------	----------------------	---	--------------------	---------------------	---------------------------------	------------------------------------	------------------------------------	----------------------------------	--------------

R134a

1 ϕ -50Hz-220~240V

测试条件: ASH Test Condition: ASH

系列	代表机型	排量	制冷量	功率	能效比	电容	压缩机高度	排气管内径	回气管内径	备注	
SK	RJSK68V11TZEW	6.8	815	2781	295	2.76	15/370	209	6.5	9.8	HPD ▲
			1250	4265	385	3.25					
	RJSK75V13TZLB	7.5	885	3020	322	2.75	15/370	225	6.5	9.8	HPD
			1350	4606	450	3.00					
	RJSK89V13TZF	8.9	1070	3651	382	2.80	16/370	225	6.5	9.8	HPD
			1590	5425	530	3.00					
RJHK75V14TZA	7.5	880	3003	335	2.63	15/370	-	6.5	9.8	卧式 ▲	
SN	RJSN68V3TZRA3	6.8	795	2713	250	3.18	10/370	220	8.1	9.8	
	RJSN82V2TZZ1	8.2	960	3276	318	3.02	15/370	226	6.5	9.8	HPD
			1479	5046	435	3.40					
	RJSN82V3TZZ3	8.2	960	3276	305	3.15	10/370	221	6.5	9.8	HPD ▲
			1479	5046	422	3.50					
RJSN82V12TZRB1	8.2	980	3344	322	3.05	15/370	227	9.8	6.53		
RJSN118V1TZRA1	11.7	1430	4879	480	2.98	15/370	226	8.1	9.8		

1 ϕ -60Hz-208~230V

测试条件: ASH Test Condition: ASH

系列	代表机型	排量	制冷量	功率	能效比	电容	压缩机高度	排气管内径	回气管内径	备注	
SK	RJSK75N3TZF	7.5	1070	3651	354	3.02	15/370	225	6.5	9.8	▲
SN	RJSN82N1TZZ3	8.2	1150	3924	362	3.18	10/370	221	6.5	9.8	▲

R290

1 ϕ -50Hz-220~240V

测试条件: ASH Test Condition: ASH

系列	代表机型	排量	制冷量	功率	能效比	电容	压缩机高度	排气管内径	回气管内径	备注	
SN	RDSN71V1*TZ*	7.1	1480	5050	446	3.32	20/370	232	8.1	9.8	▲
	RDSN82V1*TZ*	8.2	1720	5869	518	3.32	20/370	232	8.1	9.8	▲

DC

测试条件: HPD Test Condition: HPD

系列	代表机型	排量	制冷量	功率	能效比	电容	压缩机高度	排气管内径	回气管内径	备注	
SK	RDSK75D**TZZ	7.5	1950	6653	574	3.40	-	220	8.1	9.8	▲

冷凝温度 Cond. Temp. 70.0℃ 吸气温度 Return Gas Temp. 35.0℃ 过冷却液温度 Liquid Temp. 61.0℃
 蒸发温度 Evap. Temp. 25.0℃ 环境温度 Ambient Temp. 35.0℃

备注: 带▲的产品为正在开发的产品
 Remarks: *▲*are being-developed

R134a

1 ϕ -50Hz-220~240V

测试条件: HPWH Test Condition: HPWH

系列	代表机型	排量	制冷量	功率	能效比	电容	压缩机高度	排气管内径	回气管内径	备注	
SM	RJSM125V1WFZ	12.5	1955	6670	495	3.95	20/370	290	8.1	12.9	
	RJSM160V11WFZ	15.8	2490	8496	620	4.02	25/370	292	8.1	12.9	
M2	PJ250M2C-4FT	25.0	4000	13648	1000	4.00	35/370	292	8.2	12.9	
	PJ340M2CS-4KU	34.0	5430	18527	1430	3.80	40/400	348	9.8	12.9	

R22

1 ϕ -50Hz-220~240V

测试条件: HPWH Test Condition: HPWH

系列	代表机型	排量	制冷量	功率	能效比	电容	压缩机高度	排气管内径	回气管内径	备注	
SF	RHSF160V1TET	16.0	3905	13324	1040	3.75	35/400	292	8.2	9.8	

R290

1 ϕ -50Hz-220~240V

测试条件: HPWH Test Condition: HPWH

系列	代表机型	排量	制冷量	功率	能效比	电容	压缩机高度	排气管内径	回气管内径	备注	
SM	RDSM89V1TDZ	8.9	1766	6026	471	3.75	25/350	273	8.1	9.8	

R410A变频 DC Inverter

测试条件: SEER60 Test Condition: SEER60

系列	代表机型	排量	制冷量	功率	能效比	电容	压缩机高度	排气管内径	回气管内径	备注	
SM	RASM89D10UFZ	8.9	3395	11584	715	4.75	-	260	8.1	12.9	▲

CO₂变频 DC Inverter

测试条件 Test Condition: ★

系列	代表机型	排量	制冷量	功率	能效比	电容	压缩机高度	排气管内径	回气管内径	备注	
SM	RCSM50D55WFT	5.0	7931	27061	1580	5.02	-	284	6.53	8.1	▲

测试条件 Test Condition: ★

蒸发温度 Evaporating Temp. 10 ℃ 排气压力 Exhaust pressure 10 Mpa 环境温度 Ambient Temp. 35 ℃
 吸气温度 Suction Temp. 20 ℃ 阀前温度 Pre-valve Temp. 22 ℃ 转速 Rotating speed 60 rps

冷冻冷藏压缩机 FREEZER COMPRESSOR

R404A

1 ϕ -50Hz-220~240V

测试条件: 冷冻冷藏测试工况 Test Condition: ASH ☆

系列	代表机型	排量	制冷量	功率	能效比	电容	压缩机高度	排气管内径	回气管内径	备注	
H1C	PS130H1C-4WADA	13.0	840	2866	615	1.37	25/370	276.7	8.2	12.9	
	PS195H1C-4WADA	19.6	1295	4419	925	1.40	30/400	285.7	8.2	12.9	

CO₂变频 DC

测试条件 Test Condition: △

系列	代表机型	排量	制冷量	功率	能效比	电容	压缩机高度	排气管内径	回气管内径	备注	
SM	LCSM50D55WFT	5.0	2525	8615	1493	1.69	-	284	6.53	8.1	▲

测试条件 Test Condition: △

蒸发温度 Evaporating Temp. -10 ℃ 排气压力 Exhaust pressure 9 Mpa 环境温度 Ambient Temp. 35 ℃
 吸气温度 Suction Temp. 0 ℃ 阀前温度 Pre-valve Temp. 35 ℃ 转速 Rotating speed 60 rps

制冷量测试条件 REFRIGERATING CAPACITY TEST CONDITION

机种系列 Compressor Series	定速机种 Fixed-Frequency					直流变频 DC Inverter
测定电源 Test Power Source						专用变频器,60rps时 Inverter Driving at 60rps
测试条件 Test Condition	ARI	GX	ASH	ASH★	HPWH	SEER60
冷凝温度 Condensing Temp.°C	54.4	46.0	54.4	54.4	60.0	42.3
过冷液温度 Liquid Temp.°C	46.1	41.0	46.1	32.2	50.0	34.3
蒸发温度 Evaporating Temp.°C	7.2	10.0	7.2	-23.3	10.0	2.7
吸气温度 Suction Temp.°C	18.3	18.0	35.0	32.2	20.0	12.8
环境温度 Ambient Temp.°C	35.0	35.0	35.0	35.0	35.0	35.0
排气温度 Discharge Temp.°C			85.0			
备注 Remarks	■	●	◆	☆	▲	输入功率包含 变频器功率 Includ. Inverter Power
	<ul style="list-style-type: none"> ● 对应高效产品 For higher efficiency products ◆ 强制空冷 Forced Air Cooling ☆ ASH冷冻冷藏专用测试工况 ASH refrigeration test condition ▲ 热泵热水专用机种测试工况 Testing conditions for special heat-pump water heater compressor 					



压缩机标准包装 COMPRESSOR STANDANRD PACKAGE

依据运输要求,分为出口包装和内销包装,分别见右图:
We have export and domestic package types, see the right pictures.

20英尺集装箱=20箱
20-foot container=20Boxes

箱体尺寸 Package Dimensions	1	2	3	4	5	6	7	8	9	10	11	12	13	14	
出口 (内销) Export (Domestic)	L(m)	1.144(1.100)	1.144(1.100)	1.144(1.100)	1.144(1.100)	1.144(1.100)	1.144(1.122)	1.144(1.122)	1.144(1.122)	1.144(1.122)	1.144(1.122)	1.144(1.122)	1.144(1.122)	1.144(1.122)	
	W(m)	1.108(1.100)	1.108(1.100)	1.108(1.100)	1.108(1.100)	1.108(1.100)	1.108(1.086)	1.108(1.086)	1.108(1.086)	1.108(1.086)	1.108(1.086)	1.108(1.086)	1.108(1.086)	1.108(1.086)	
	H(m)	0.794-1.052	0.758-0.798	0.947-1.034	0.762-0.85	0.834-0.854	0.977-1.031	0.834-0.852	0.748-0.838	0.746-0.796	0.8-0.848	0.748-0.852	0.76-0.988	0.736-1.05	0.83-0.977
每箱毛重(千克) GTY/Gr.Wt./Box	30-108 SK	120/737-863													
	76-150 SN	80/717-817													
	45-108 SN	120/929-1169													
	89-215 SM(φ150)	80/700-1084													
	103-220 SM(φ176)	60/642-822													
	55-108 G0C	120/995-1145													
	125-215 G1(φ150)	80/839-1079													
	130-195 G1(φ176)	60/757-823													
	82-180 X1(φ150)	80/789-1047													
	108-180 X1(φ176)	60/727-799													
	70-130 M1(φ150)	80/695-1015													
	108-130 M1C	60/556-733													
	110-210 S1(φ150)	80/751-847													
	130-340 X2/M2	60/846-1152													
	251-530 X3	48/905-1270													
	180-440 G2	48/852-1068													

注:重量一栏为包装机种的毛重区间,以上数据仅供参考。(单位:千克)
Note: Gr. Wt.— The range of Gross Weight is the weight when packing models, the above data could only be used as a reference. Unit:kg.
本资料中数据如有变更,恕不通知。
Data can be subject to change without notice.

COMPRESSOR ACCESSORIES

压缩机标准附件

标准附件 Accessories	对应内保护器 定速机种 Internal OLP Fixed-frequency Model	对应外保护器 定速机种 External OLP Fixed-frequency Model	对应变频机种 AC /DC Inverter Model		
			需感温器 Needing Thermal Sensor	不需感温器 No Thermal Sensor	
端子罩 Terminal Cover					
					
					
端子垫片 Terminal Packing					
					
					
端子螺母 Terminal Nut					
端子螺母垫片 Terminal Nut Washer					
外置保护器 External OLP					
感温器 Thermal Sensor					
橡胶垫 Rubber Cushion (3 Purchase)					
					
					
					