

Mbsm.pro, Compressor, Panasonic,  
Serie, Qb, Qbh, dhd, dg, dd, QA, sfh,  
sbh, sb

Category: compressor

written by Lilianne | 1 February 2025

+20 10 06008226

اليوم، ٢٠٢٠ م



Panasonic compressors are trusted globally for their exceptional performance, efficiency, and reliability. Whether you're looking for a compact rotary compressor for a home refrigerator or a high-capacity scroll compressor for a commercial HVAC system, Panasonic offers a wide range of solutions tailored to your needs.

---

## Mbsm.pro, Compressor, Embraco, Aspera, EMT43HLP, EMY3111Z, LBP-R134a, R507, 220-240V/1/50Hz, 1/8and HP, displacement 4.85 cm<sup>3</sup>, motor type RSIR

Category: compressor

written by Amina | 1 February 2025



Private Picture Copyright : WWW.MBSM.PRO

Mbsm.pro, Compressor, Embraco, Aspera, EMT43HLP, EMY3111Z, LBP-R134a, R507, 220-240V/1/50Hz, 1/8and HP, displacement 4.85 cm<sup>3</sup>, motor type RSIR

---

## Horsepower Units Demystified: A Comprehensive Guide to Specs, Efficiency, and Selection

Category: Chaud&Froid

written by Lilianne | 1 February 2025



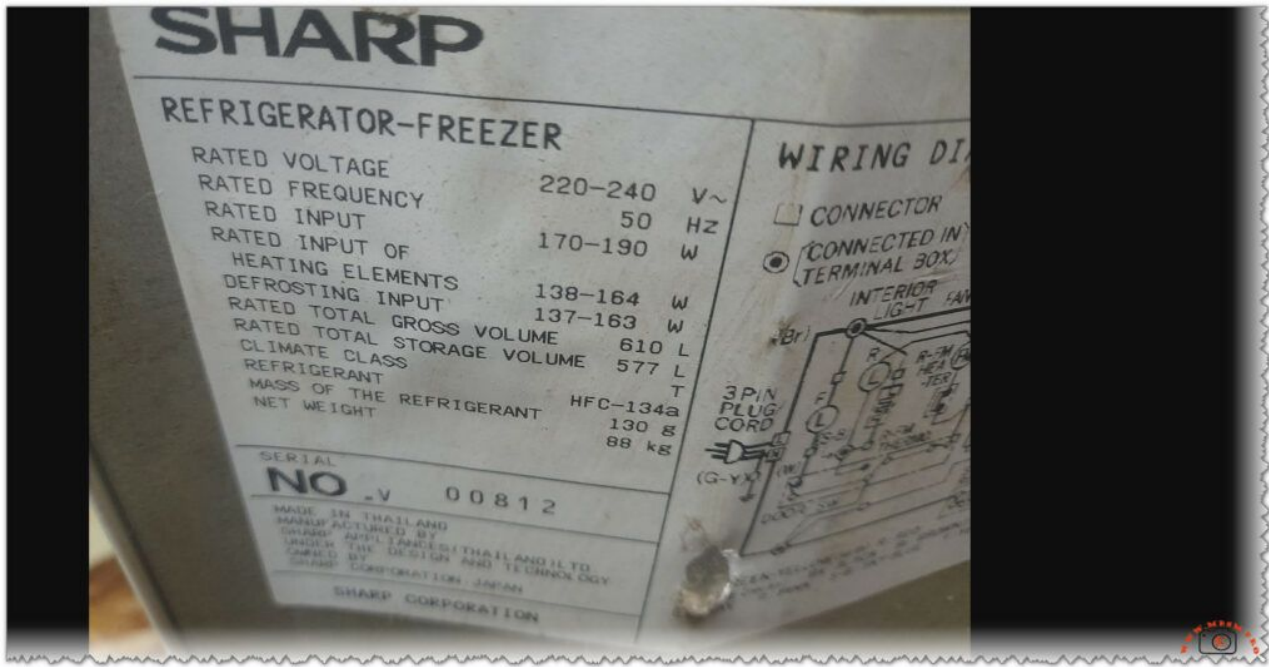
Private Picture Copyright : WWW.MBSM.PRO

Horsepower Units Demystified: A Comprehensive Guide to Specs, Efficiency, and Selection

Mbsm.pro, SHARP, 2 Doors, 18 feet, REFRIGERATOR-FREEZER, 577 L, Compressor , 1/4 hp, r134, 130g

Category: Refrigerator

written by Lilianne | 1 February 2025



Private Picture Copyright : [WWW.MBSM.PRO](http://WWW.MBSM.PRO)

The Sharp refrigerator, with its low power consumption (170-190 watts), large storage capacity (577 liters), and eco-friendly refrigerant (HFC-134a), stands out as an excellent choice for households.

Mbsm.pro, Compressor, Lg, 2025,  
 CSB030LHMG, CSB035LHMG, CMA042LHEG,  
 CMA0S0LHEG, CMA0STLMEG, CMAGE0LHEM,  
 CMA07SLAEM, LX95LMBM, LX110LAJM,  
 CSB057NJEG, CSB069NJEG, CSB075NJEG,  
 CSB090NJJM, CMA110NJEM, CSB0SSLUCM,  
 CMA0S3LHCG, CMA062LHCM, BSA075NHMV,  
 BSA0SONAMV, BSA090N3MV, BMK110NHMV

Category: compressor

written by Lilianne | 1 February 2025

# LG REFRIGERATOR COMPRESOR MODEL LIST



REF	C/CAPA (HP)	MODEL	APP.	POWER (V/Hz)
LG R134a	1/10 HP	CSB030LHMG	LBP	220-240/50HZ
	1/10 HP	CSB035LHMG	LBP	220-240/50HZ
	1/8 HP	CMA042LHEG	LBP	220-240/50HZ
	1/6 HP	CMA053LHEG	LBP	220-240/50HZ
	1/5 HP	CMA057LHEG	LBP	220-240/50HZ
	1/4 HP	CMA069LHEM	LBP	220-240/50HZ
	1/4+ HP	CMA075LAEM	LBP	220-240/50HZ
	1/3 HP	LX95LHBM	LBP	220-240/50HZ
	1/2 HP	LX110LAJM	LBP	220-240/50HZ

REF	C/CAPA (HP)	MODEL	APP.	POWER (V/Hz)
LG R600a	1/10 HP	CSB057NJEG	LBP	220-240/50HZ
	1/8 HP	CSB069NJEG	LBP	220-240/50HZ
	1/6 HP	CSB075NJEG	LBP	220-240/50HZ
	1/5 HP	CSB090NJJM	LBP	220-240/50HZ
	1/4 HP	CMA110NJEM	LBP	220-240/50HZ



REF	C/CAPA (HP)	MODEL	APP.	POWER (V/Hz)
LG R134a 110V60HZ	1/6 HP	CSB035LJCM	LBP	110V 60Hz
	1/5 HP	CMA053LHCG	LBP	110V 60Hz
	1/4HP	CMA062LHCM	LBP	110V 60Hz

REF	C/CAPA (HP)	MODEL	POWER (V/Hz)
LG INVERTER R600a	1/5HP	BSA075NHMV	240V 66-225HZ
	1/4HP	BSA090NAMV	240V 63-225HZ
	1/4HP	BSA090NJMV	240V 63-225HZ
	1/3HP	BMK110NHMV	240V 45-225HZ



Private Picture Copyright : [WWW.MBSM.PRO](http://WWW.MBSM.PRO)

CSB030LHMG, CSB035LHMG, CMA042LHEG, CMA053LHEG, CMA057LHEG, CMA069LHEM, CMA075LAEM, LX95LHBM, LX110LAJM, CSB057NJEG, CSB069NJEG, CSB075NJEG, CSB090NJJM, CMA110NJEM, CSB053LJCM, CMA053LHCG, CMA062LHCM, BSA075NHMV, BSA090NAMV, BSA090NJMV, BMK110NHMV

# LG REFRIGERATOR COMPRESOR MODEL LIST



REF	C/CAPA (HP)	MODEL	APP.	POWER (V/Hz)
LG R134a	1/10 HP	CSB030LHMG	LBP	220-240/50HZ
	1/10 HP	CSB035LHMG	LBP	220-240/50HZ
	1/8 HP	CMA042LHEG	LBP	220-240/50HZ
	1/6 HP	CMA053LHEG	LBP	220-240/50HZ
	1/5 HP	CMA057LHEG	LBP	220-240/50HZ
	1/4 HP	CMA069LHEM	LBP	220-240/50HZ
	1/4+ HP	CMA075LAEM	LBP	220-240/50HZ
	1/3 HP	LX95LHBM	LBP	220-240/50HZ
	1/2 HP	LX110LAJM	LBP	220-240/50HZ

REF	C/CAPA (HP)	MODEL	APP.	POWER (V/Hz)
LG R600a	1/10 HP	CSB057NJEG	LBP	220-240/50HZ
	1/8 HP	CSB069NJEG	LBP	220-240/50HZ
	1/6 HP	CSB075NJEG	LBP	220-240/50HZ
	1/5 HP	CSB090NJJM	LBP	220-240/50HZ
	1/4 HP	CMA110NJEM	LBP	220-240/50HZ



REF	C/CAPA (HP)	MODEL	APP.	POWER (V/Hz)
LG R134a 110V60HZ	1/6 HP	CSB035LJCM	LBP	110V 60Hz
	1/5 HP	CMA053LHCG	LBP	110V 60Hz
	1/4HP	CMA062LHCM	LBP	110V 60Hz

REF	C/CAPA (HP)	MODEL	POWER (V/Hz)
LG INVERTER R600a	1/5HP	BSA075NHMV	240V 66-225HZ
	1/4HP	BSA090NAMV	240V 63-225HZ
	1/4HP	BSA090NJMV	240V 63-225HZ
	1/3HP	BMK110NHMV	240V 45-225HZ



Private Picture Copyright : [WWW.MBSM.PRO](http://WWW.MBSM.PRO)

Mbsm.pro, COMPARE, K2-C239ELFCEF, AND, LG ,T182SC

Category: compressor

written by Lilianne | 1 February 2025



Private Picture Copyright : [WWW.MBSM.PRO](http://WWW.MBSM.PRO)

Mbsm.pro, COMPARE, K2-C239ELFCEF, AND, LG ,T182SC

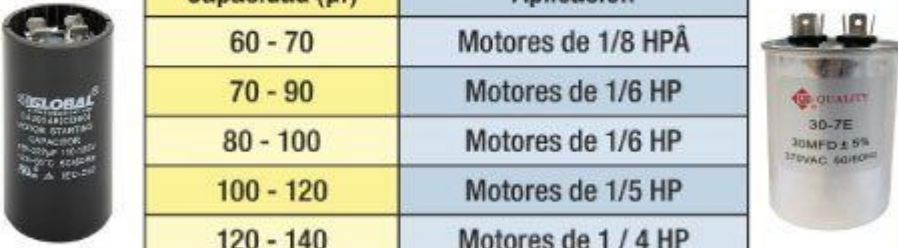


# Mbsm.pro, Table, starting, capacitors, compressor

Category: compressor

written by Lilianne | 1 February 2025

TABLA DE CAPACITORES	
Capacidad ( $\mu\text{f}$ )	Aplicación
60 - 70	Motores de 1/8 HP
70 - 90	Motores de 1/6 HP
80 - 100	Motores de 1/6 HP
100 - 120	Motores de 1/5 HP
120 - 140	Motores de 1 / 4 HP



Private Picture Copyright : [WWW.MBSM.PRO](http://WWW.MBSM.PRO)

Starting capacitors are essential for the smooth operation of compressor motors, providing the necessary torque to start single-phase systems. This guide explores the role of starting capacitors, how to calculate the correct capacitance, and troubleshooting tips to ensure optimal performance. Whether you're maintaining an HVAC system or working with industrial compressors, understanding starting capacitors is key to improving efficiency and extending equipment lifespan. Dive into the details to learn more!

---

# Mbsm.pro, Understanding, Motor, Starting , Systems, for, Compressor

Category: Chaud&Froid

written by Lilianne | 1 February 2025

## TABLAS DE CARACTERISTICAS VARIOS SISTEMAS DE ARRANQUE Y PROTECCIÓN



Model	Connect current(A)	Release current(A)	Overload current(A)	Applied Temperature $^{\circ}$ C	Connect temperature $^{\circ}$ C
117 $\mu$ 2010	2	1.6	4	105 $\pm$ 10	60 $\pm$ 10
117 $\mu$ 2030	3	2.6	5		
117 $\mu$ 2040	4	3.6	6.5		
117 $\mu$ 2050	4.6	4.2	6.5		




The specification(HP)	1/8	1/6	1/5	1/4	1/3	1/2	3/8
Compressor power(W)	93	125	150	180	245	375	275
Max Connection current(A)	3.0	3.6	4.25	4.75	5.30	6.50	6.0
Min.release current(A)	2.6	3.0	3.35	3.75	4.25	5.0	4.75



Compressor power(HP)	Compressor powe Model		
		Max connect current(A)	Minimum release current(A)
1/12	B5A15	1.85	1.6
1/8	B8A10	2.43	2.07
1/6	B10A19	3	2.56
1/5	B12A12	3.5	2.95
1/4	B16A13	5.15	4.85
1/3	B9A11	7	5.9



The specification(HP)	1/12	1/10	1/8	1/7	1/6	1/5	1/4	1/3	1/2
Compressor power(W)	61	74	93	105	125	150	180	245	370
Max connect current(A)	2	2.5	3	3.3	3.6	4.75	5.35	6	7.5
Release current(A)	1.6	2	2.6	2.8	3	3.35	4.25	4.75	6



The specification(HP)	Overload current(A)	Movement temperature	Reply return temperature
3	35	125 $\pm$ 10 $^{\circ}$ C	60 $\pm$ 10 $^{\circ}$ C
5	40		



The specification	Compressor power	Overload current(A)	Applied temperature	Restored temperature
JRT4-2/3	450W(2/3HP)	14	125-155 $^{\circ}$ C	50-80 $^{\circ}$ C
JRT4-10	750W(1HP)	16		
JRT4-13	975W(1.3HP)	20		
JRT4-15	1100W(1.5HP)	24		
JRT4-20	1500W(2HP)	30		

Private Picture Copyright : [WWW.MBSM.PRO](http://WWW.MBSM.PRO)

Understanding the specifications of motor starting systems is crucial for optimizing performance and ensuring the longevity of your equipment. This guide provides a detailed breakdown of various motor starting systems, including their current ratings, temperature ranges, and power requirements. Whether you're working with compressors or other industrial machinery, this information will help you select the right system for your needs. Dive into the tables below to explore the key characteristics of each system and make informed decisions for your applications.

Mbsm.pro, Compressor, LC95LAEH, Lg, 1/3 hp, 285 w, 245 kcal, 975 btu, 9.5

# cc, lbp, 180 g, r134a, REFRIGERATOR, FREEZER, GR-P227KGJ, 598 L

Category: compressor

written by Lilianne | 1 February 2025



Private Picture Copyright : [WWW.MBSM.PRO](http://WWW.MBSM.PRO)

The LG LC95LAEH Compressor is a high-performance, energy-efficient component designed for refrigeration and freezer applications. With a power rating of 1/3

HP (285 W) and a cooling capacity of 245 kcal/h (975 BTU), this compressor is ideal for maintaining optimal temperatures in large-capacity appliances, such as the 598-liter GR-P227KGJ refrigerator/freezer. Featuring a 9.5 cc displacement and utilizing R134a refrigerant, it ensures reliable and eco-friendly cooling performance. Its Low Back Pressure (LBP) design makes it suitable for refrigeration systems, while its compact build (weighing just 180 grams) ensures easy integration into your appliance. Trust the LG LC95LAEH compressor for durable, efficient, and quiet operation in your refrigeration needs.

---

## Mbsm.pro, Water, Pressure, Regulator

Category: News

written by Lilianne | 1 February 2025



Private Picture Copyright : [WWW.MBSM.PRO](http://WWW.MBSM.PRO)

A water pressure regulator is a vital component in any plumbing system, designed to protect your pipes and appliances from the damaging effects of high water pressure. By maintaining a consistent and safe pressure level, it not only enhances the efficiency of your water-dependent devices but also helps conserve water and reduce utility bills. Whether for home or industrial use, understanding how to choose, install, and maintain a water pressure regulator can save you from costly repairs and ensure the longevity of your water system. This guide provides essential insights into the importance, types, and

maintenance of water pressure regulators, empowering you to make informed decisions for your plumbing needs.