



Mbsm.pro, LBP, S series, compressors,
HuaJun, QD65, 1/6 hp++, 1/5 hp-,
R134a

Category: compressor

written by mahdi miled | 14 January 2023

OK
93 25-10-2020

 **QD65** RoHS
HuaJun 220-240V ~ 50Hz
R134a 
← SUCTION TUBE 2020040065
NingBo Anuodan Machinery Co.,LTD

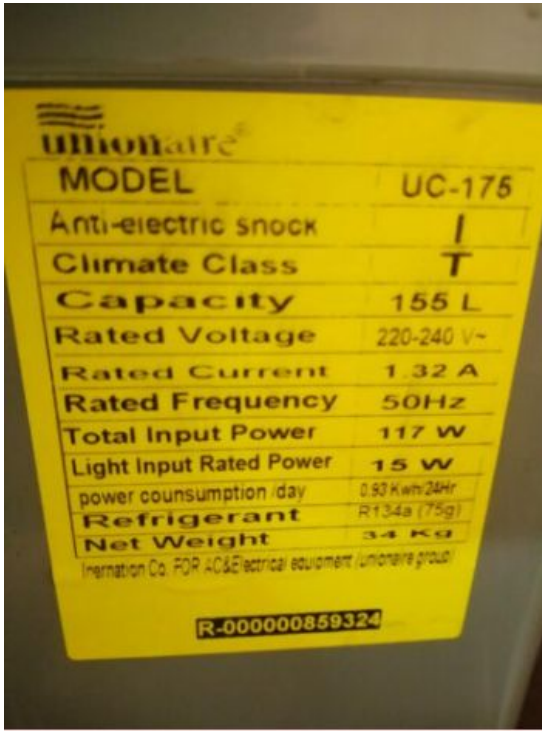
Private Picture Copyright : WWW.MBSM.PRO

Mbsm.pro, Compressor, Donper, s72cz1, 1/4 hp, LBP, r134a,195 w

LBP S series compressors

Application: mainly used for refrigerator , freezer, showcase, etc.

Model	Power source		horse power	Cooling capacity	Power		FLIC	Type of engine	Refrigerant
	V/Hz	HP			THE	THE			
QD43	220-240/50-60	1/7		110		104	1.06	RSIR	R134a
	110-115/60	1/6		125		108	1.16		
QD52	220-240/50-60	1/6		128		106	1.16		
	110-115/60	1/5		154		128	1.20		
QD59	220-240/50-60	1/5		148		126	1.17		
	110-115/60	1/4		186		151	1.23		
QD65	220-240/50-60	1/5		168		134	1.25		
	110-115/60	1/4		195		152	1.28		
QD76	220-240/50-60	1/4		180		143	1.26		
	110-115/60	1/4		210		164	1.28		
QD88	220-240/50-60	1/3-		235		188	1.25		
	110-115/60	1/3		260		213	1.22		



Private Picture Copyright : WWW.MBSM.PRO



Private Picture Copyright : WWW.MBSM.PRO

Application:	LBP
The Evaporating Temperature (W):	-23.3°C

- QD52Y-ML (1/7HP) 5.5cc 350W/136W
- QD59Y-ML (1/6HP) 6.2cc 390W/165W
- QD65Y-ML (1/6HP+) 6.6cc 430W/185W
- QD75Y-ML (1/5HP) 7.6cc 495W/210W
- QD91Y-ML (1/4HP) 8.8cc 520W/230W
- QD110Y-ML (1/3HP) 10.0cc 650W/300W
- QD128Y-ML (3/8HP) 12.3cc 925W/360W
- QD142Y-ML (3/8HP+) 13.5cc 1000W/390W
- QD158Y-ML (1/2HP) 15.3cc 1120W/430W
- QD168Y-ML (1/2HP+) 16.3cc 1220W/460W

R600a Low Back Pressure Series

- QD85M-L (1/8HP) 8.5cc 145W
- QD91M-L (1/7HP) 9.1cc 158W
- QD110M-L (1/6HP) 11.1cc 188W
- QD128M-L (1/6HP+) 12.8cc 218W



Private Picture Copyright : WWW.MBSM.PRO

S Series Range-R134a

Application: Mostly used for Refrigerator, Deep Freezer, Showcase etc.

Model	Displacement (cm³)	Power Supply V/Hz	Horse Power HP	Cooling Capacity @35°C			COP W/W	Motor Type	Cooling	Refrigerant
				Watt	Kcal/hr	Btu/hr				
LBP										
QD43	4.30	220-240/50-60	1/7	110	95	375	1.06	RBR	BT	R134a
			1/6	125	108	427	1.16			
QD52	5.20	220-240/50-60	1/6	128	111	437	1.16			
			1/5	154	133	525	1.20			
QD59	5.90	220-240/50-60	1/5	148	128	505	1.17			
			1/4	186	161	635	1.23			
QD65	6.50	220-240/50-60	1/5	168	145	573	1.25			
			1/4	195	168	665	1.28			
QD76	7.60	220-240/50-60	1/4	180	156	614	1.26			
			1/4+	210	181	717	1.28			
QD85	8.50	220-240/50-60	1/4+	235	203	802	1.25			
			1/3	290	225	887	1.22			

Private Picture Copyright : WWW.MBSM.PRO