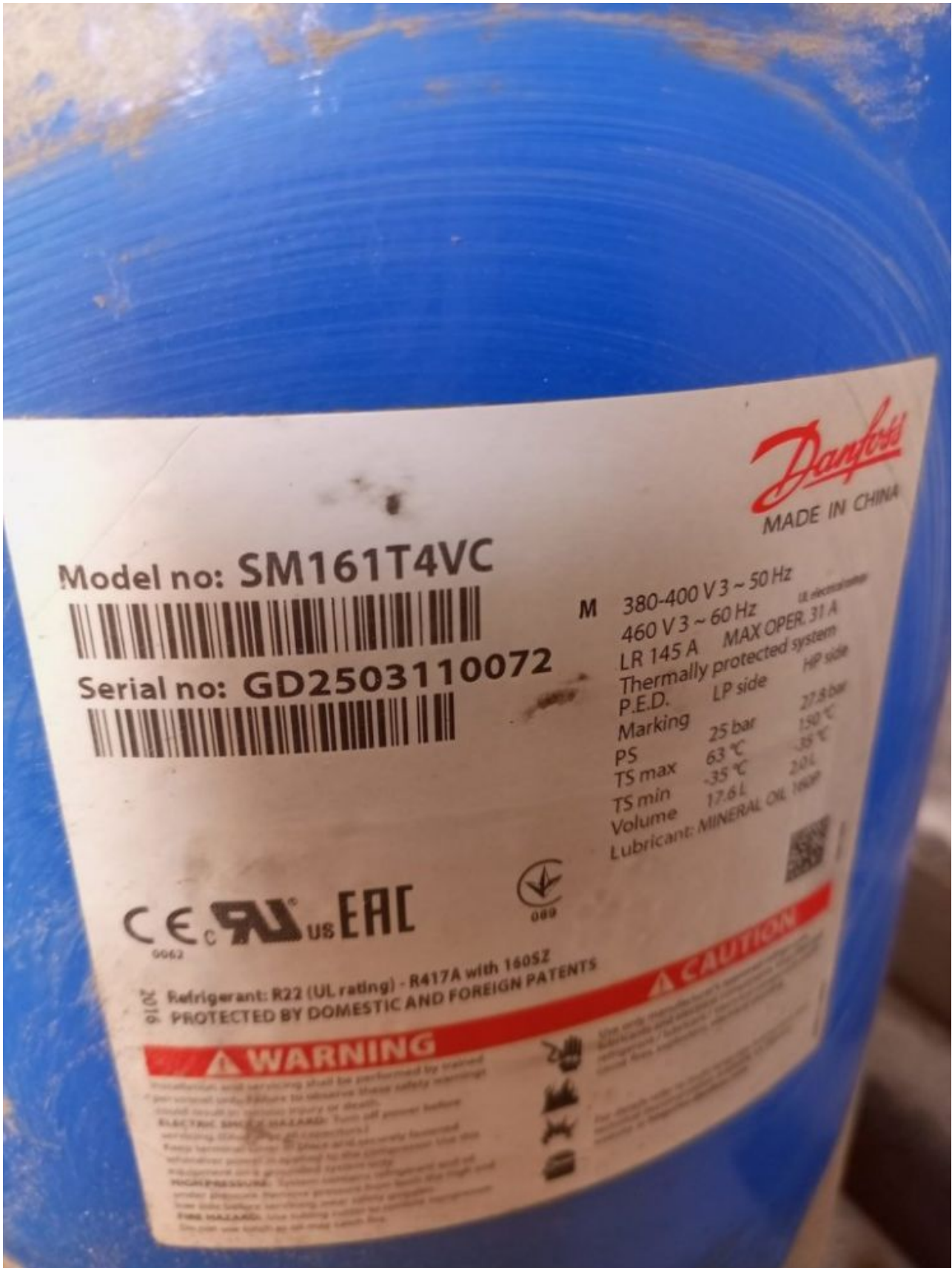


MBSM.pro, Compressor, 13HP, Danfoss, Performer, Scroll Compressor, Sm160, Sm161t4vc, Refrigeration Chiller, 3 ph, 380 v, 38BB 055 – 240, 38bb-250 9e/k, 38BB 250, 250 = 250000 kBtu/hr, 30 Ton, r22, 19 Kg, suction 1-1/8"–2, refoulement 5/8"–2

Category: Archivation,compressor
written by Lilianne | 19 April 2022



Model no: **SM161T4VC**



Serial no: **GD2503110072**



Danfoss
MADE IN CHINA

M 380-400 V 3 ~ 50 Hz
 460 V 3 ~ 60 Hz
 LR 145 A MAX OPER. 31 A
 Thermally protected system
 P.E.D. LP side HP side
 Marking 25 bar 27.8 bar
 PS 63 °C 150 °C
 TS max -35 °C -35 °C
 TS min 17.6 L 20 L
 Volume
 Lubricant: MINERAL OIL 1600


CE C **UL** US EAC
 0062



2016 Refrigerant: R22 (UL rating) - R417A with 160SZ
 PROTECTED BY DOMESTIC AND FOREIGN PATENTS

WARNING

Installation and servicing shall be performed by trained personnel only. Failure to observe these safety warnings could result in serious injury or death.
ELECTRIC SHOCK HAZARD: Turn off power before servicing. Disconnect all conductors.
Pressurized Gas: Do not touch and severely frostbite. Refrigerant present in system. Do not connect low side equipment until grounded system is safe.
HIGH PRESSURE: System contains refrigerant and oil under pressure. Service pressure from both the high and low side before servicing any other groups.
FIRE HAZARD: Use tubing cutter for service replacement. Do not use knife or oil pipe wrench file.



CAUTION

Use only manufacturer's recommended lubricants and oils. Do not use mineral oil. Do not use synthetic oil. Do not use vegetable oil. Do not use animal oil. Do not use any other oil.

Private Picture Copyright: WWW.MBSM.PRO

Product Description

Danfoss Performer 13HP R22 Hermetic Refrigeration Compressor SM161T4VC
 Performer Hermetic Compressor(SM/SZ series)
 Scroll Compressor

Power: 7-25 HP

Refrigerant: R22/R134A/R407C

Model	Refrigerant	Power	Net Weight
SZ100-3/9VM	R134A/R407C	8HP	72KG
SZ110-3/9Vm	R134A/R407C	9HP	72KG
SZ120-3/9VM	R134A/R407C	10HP	80KG
SZ125-3RM	R134A/R407C	10HP	80KG
SZ148-3/9VAM	R134A/R407C	12HP	86KG
SZ161-T3/9VC	R134A/R407C	13HP	86KG
SZ/Y185-3/9CAM	R134A/R407C	15HP	103KG
SZ240A3/9CBM	R134A/R407C	20HP	160KG
SZ300A3/9CBM	R134A/R407C	25HP	160KG
SM084-4VM	R22	7HP	72KG
SM090-4VM	R22	7.5HP	72KG
SM100-4VM	R22	8HP	72KG
SM110-4VM	R22	9HP	80KG
SM112A4ACB	R22	9HP	80KG
SM115-4CAM	R22	9.5HP	80KG
SM120-4VM	R22	10HP	80KG
SM148-4VAM	R22	12HP	86KG
SM125-4CAM	R22	10HP	80KG
SM124A4ACB	R22	10HP	80KG
SM147A4ACB	R22	12HP	86KG
SM161-4VAM	R22	13HP	86KG
SM160-4CBM	R22	13HP	93KG
SM175-4CAM	R22	14HP	103KG
SM175-4RM	R22	14HP	103KG
SM185-4CAM	R22	15HP	103KG
SM185-4RM	R22	15HP	103KG
SY240A4CBM	R22	20HP	160KG
SY300ACBM	R22	25HP	160KG
SY300A4CAM	R22	25HP	160KG
SY380A4CBM	R22	31HP	225KG



Danfoss
MADE IN CHINA

Model no: **SM161T4VC**



Serial no: **GD2503110072**



M 380-400 V 3 ~ 50 Hz
460 V 3 ~ 60 Hz UL electronic
LR 145 A MAX OPER. 31 A
Thermally protected system
P.E.D. LP side HP side
Marking 25 bar 27.8 bar
PS 63 °C 150 °C
TS max -35 °C
TS min -35 °C
Volume 17.6 L 2.0 L
Lubricant: MINERAL OIL 160P

CE 0062 **UL** US EAC




2010 Refrigerant: R22 (UL rating) - R417A with 160S2
PROTECTED BY DOMESTIC AND FOREIGN PATENTS

WARNING

Installation and servicing shall be performed by trained personnel only. Failure to observe these safety warnings could result in serious injury or death.
ELECTRIC SHOCK HAZARD: Turn off power before servicing (Check for all capacitors).
Keep terminal cover in place and securely fastened. Refrigerant power is applied to the compressor and the evaporator on a grounded system only.
HIGH PRESSURE: System contains refrigerant and oil under pressure. Service pressure from both the high and low sides before servicing under safety conditions.
FIRE HAZARD: Use caution when handling refrigerant. Do not use torches or all other open flame.



CAUTION
Use only manufacturer's recommended lubricants and electrical components / materials. Do not use other materials.
For details refer to the technical manual or contact the manufacturer.



MODEL: 38BB - 250 9E/K

380 V 50 Hz 3 ph a.c.

Min. 342 V Max. 418 V

100 A

HI 450 PISG LO 250 PISG

REFRIGERANT R22 2X9.5 KG

COOLING	CAPACITY	Btu/hr	246,000
	INPUT POWER	W	26,000
	INPUT CURRENT	A	53

NET WEIGHT kg 635

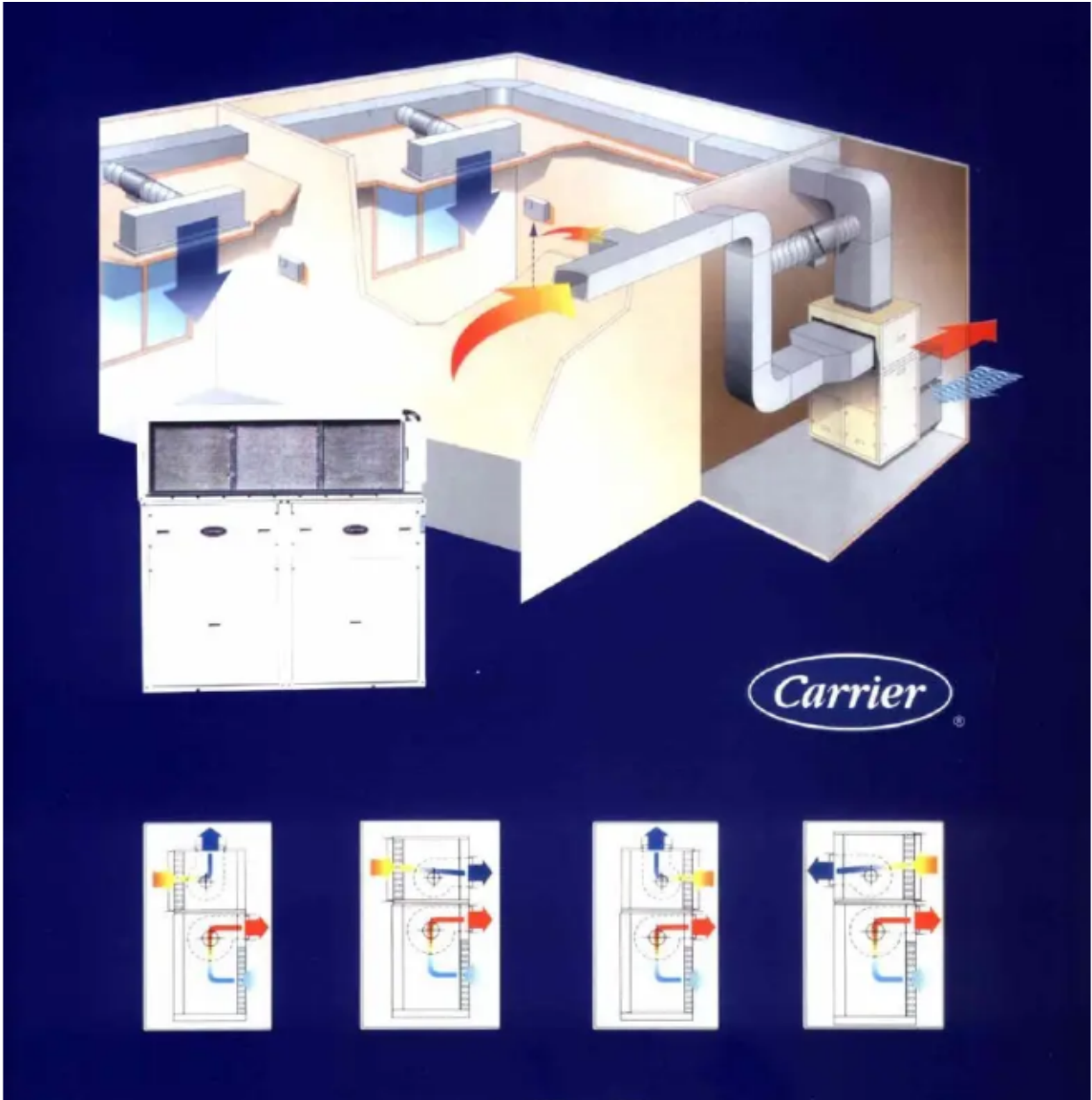
MADE IN EGYPT

Serial # 101247

08/2016 - 46300419 - 101247







Carrier

Private Picture Copyright : WWW.MBSM.PRO

Private Picture Copyright : WWW.MBSM.PRO

1. MODEL DESIGNATION AND UNIT MODELS

UNIT MODELS

MODEL DESIGNATION

VERTICAL PACKAGED SYSTEMS

50UB SERIES

Cool / Heat	Cool Only
50UB 55-E	50UB 55-K
50UB 90-E	50UB 90-K
50UB 110-E	50UB 110-K
50UB 145-E	50UB 145-K
50UB 190-E	50UB 190-K
50UB 250-E	50UB 250-K
50UB 300-E	50UB 300-K



50UB
↓
VERTICAL
PACKAGED
SYSTEM

55
↓
NOMINAL SYSTEM
COOLING CAPACITY

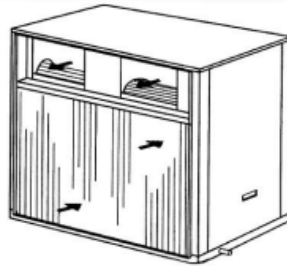
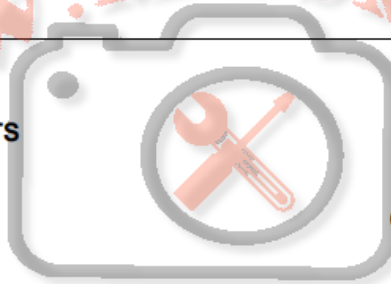
55 = 55	kBtu/hr
90 = 90	kBtu/hr
110 = 110	kBtu/hr
145 = 145	kBtu/hr
190 = 190	kBtu/hr
250 = 250	kBtu/hr
300 = 300	kBtu/hr

SPLIT SYSTEMS

CONDENSING UNITS

38BB SERIES

38BB 55
38BB 90
38BB 110
38BB 145
38BB 190
38BB 250
38BB 300



38BB
↓
CONDENSING
UNIT

55
↓
NOMINAL SYSTEM
COOLING CAPACITY

55 = 55	kBtu/hr
90 = 90	kBtu/hr
110 = 110	kBtu/hr
145 = 145	kBtu/hr
190 = 190	kBtu/hr
250 = 250	kBtu/hr
300 = 300	kBtu/hr

EVAPORATOR UNITS

40AB 55 55

Private Picture Copyright: WWW.MBSM.PRO

Private Picture Copyright: WWW.MBSM.PRO

5. SYSTEM TECHNICAL DATA



Vertical Packaged System Model		50UB-55	50UB-90	50UB-110	50UB-145	50UB-190	50UB-250	50UB-300	
Split System	Condensing Unit Model	38BB-55	38BB-90	38BB-110	38BB-145	38BB-190	38BB-250	38BB-300	
	Evaporator Unit Model	40AB-55	40AB-90	40AB-110	40AB-145	40AB-190	40AB-250	40AB-300	
Nominal Cooling Capacity*		Btu/hr	54,500	85,700	109,000	144,000	186,000	246,000	298,000
		kW	15.97	25.12	31.95	42.20	54.51	72.10	87.34
Refrigerant Type		R22							
Charge (Split System)	Kg	Holding							
Total Charge (Vertical Packaged System)	Kg	4.3	4.5	2 X 4.3	2 x 5.1	2 x 6.5	2 x 9.5	2 x 11	
No. of Refrigerant Circuits		1	1	2	2	2	2	2	
Refrigerant Control		Thermostatic Expansion Valve with External Equalizer							
Refrigerant Lines (Split System)									
Suction : Diameter – Qty		7/8"-1	1-1/8"-1	7/8"-2	1-1/8"-2	1-1/8"-2	1-1/8"-2	1-3/8"-2	
Liquid: Diameter – Qty		1/2"-1	1/2"-1	1/2"-2	1/2"-2	1/2"-2	5/8"-2	7/8"-2	
Drain Line ID		3/4"							
Heating Capacity	kW	9	15	15	18	18	22.5	24	

* Cooling Capacity, is based on the following conditions:

27/19°C DBT/WBT Return Air to Evaporator Unit, 100% nominal Evap. Air Flow and 35°C Outdoor Ambient

Private Picture Copyright : WWW.MBSM.PRO

Private Picture Copyright : WWW.MBSM.PRO