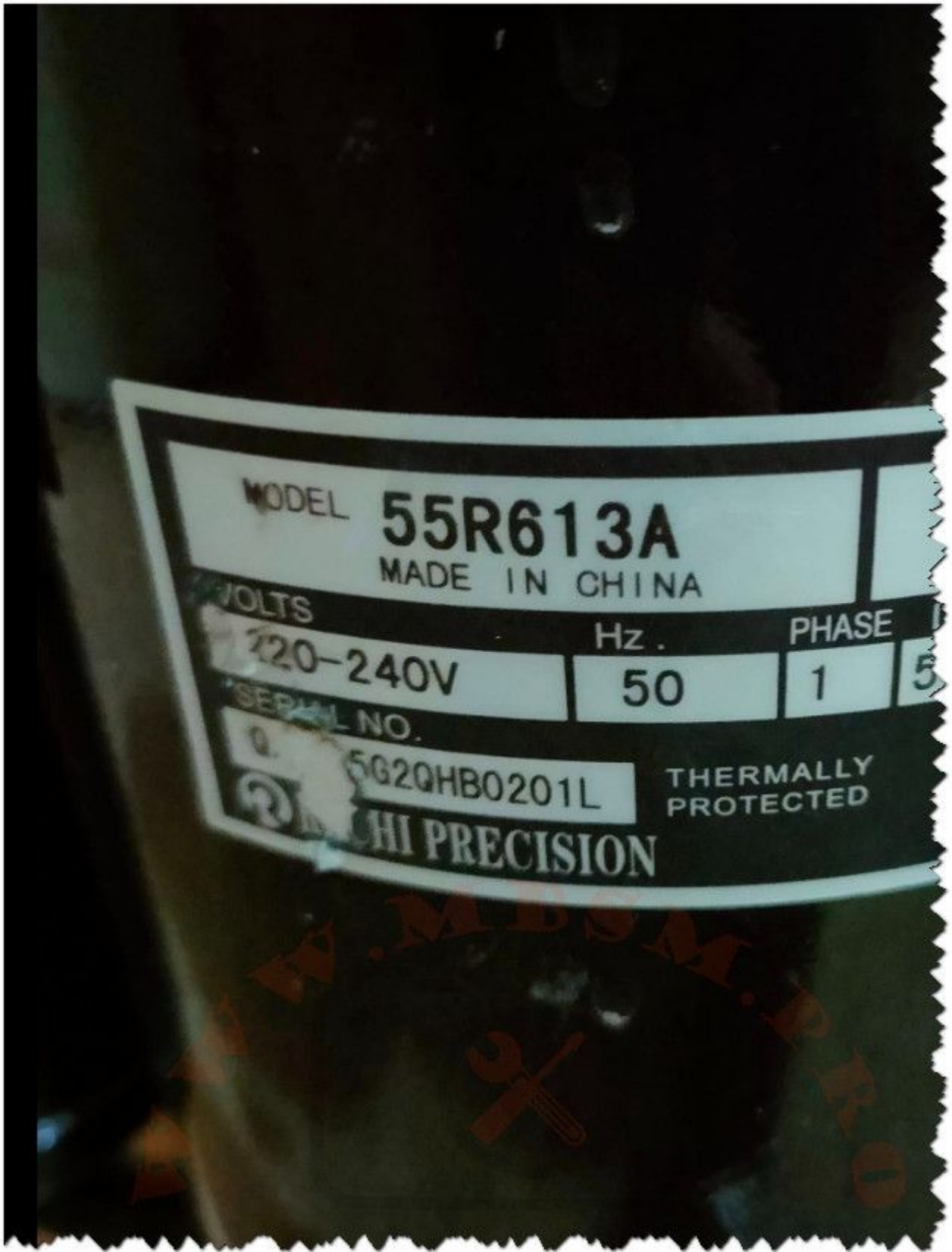


**Mbsm.pro, Compressor, 55R613G
T-9ASM, 12000 btu, r22, 1
Ton, 1.5 hp, Air conditioner,
220 v 1ph**

written by Lilianne | 24 January 2024



Private Picture Copyright : WWW.MBSM.PRO

Mbsm.pro, Compressor, 55R613G T-9ASM, 12000 btu, r22, 1 Ton, 1.5 hp, Air conditioner, 220 v 1ph

**Mbsm.pro, Toshiba, R22,
pH170g1c-4dzde, Air
Conditioner, Compressor, 1
ton, 12000 btu, 1.5 hp**

written by Lilianne | 24 January 2024



Private Picture Copyright : WWW.MBSM.PRO

Mbsm.pro, Toshiba, R22, pH170g1c-4dzde, Air Conditioner, Compressor, 1 ton, 12000 btu, 1.5 hp


**Mbsm.pro, QXA-C133B030gA,
Compressor GREE, PANASONIC,
12000 Btu, R410,
2JS464D3CA02, 24000 Btu, r22**


written by Lilianne | 24 January 2024


2JS464D3CA02

THERMALLY PROTECTED R22
1PH 50Hz 220/240V ~

Matsushita Electric Industrial Co., Ltd.

SERIAL NO. J46D C0063914
7077290 MADE IN MALAYSIA 

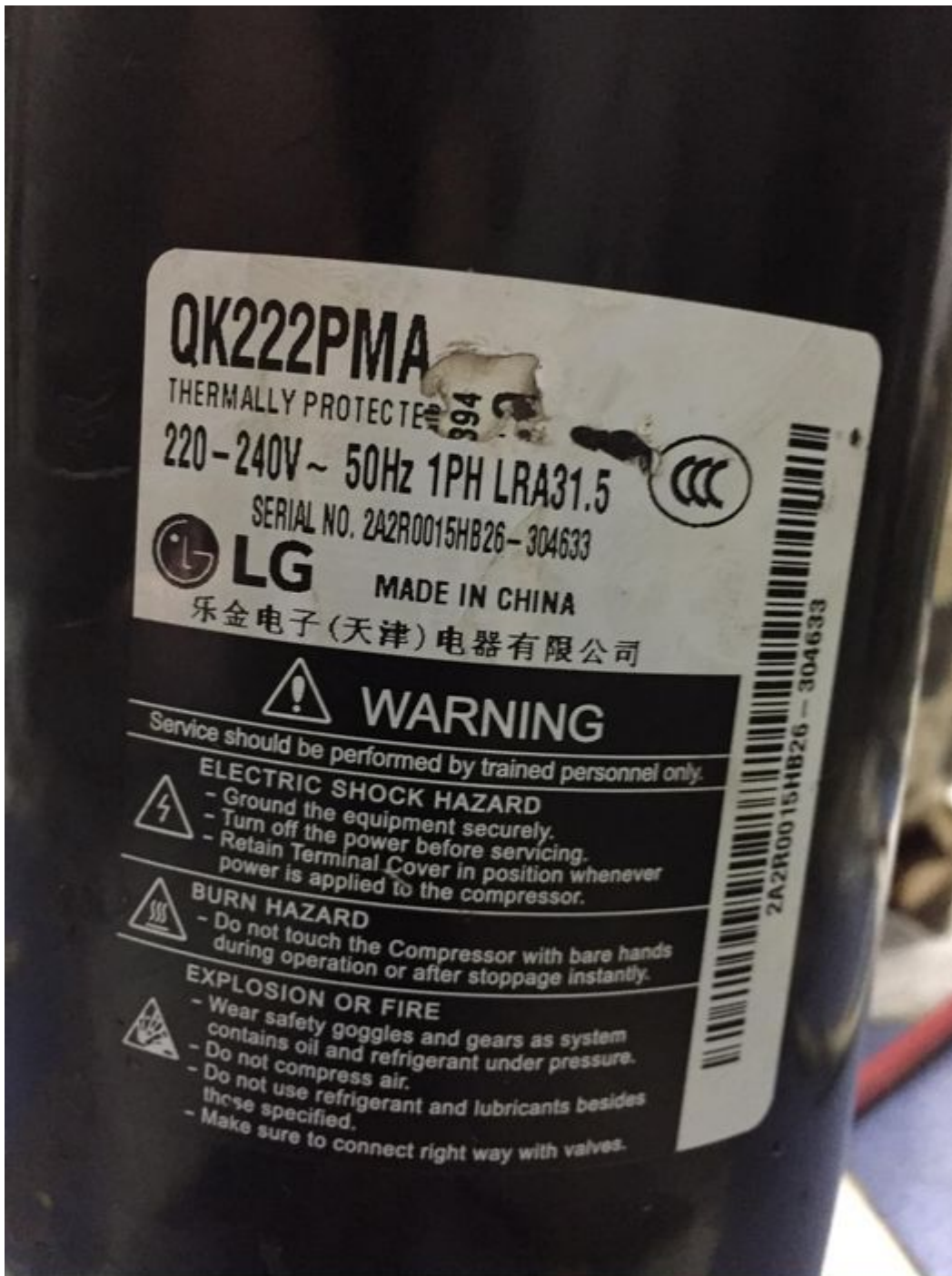
	WARNING / DANGER
	Danger of Electric Shock <ul style="list-style-type: none">• Earth the equipment.• Disconnect power before work.• Mount the terminal cover in place.
	Danger of Explosion or Fire <ul style="list-style-type: none">• Do not use unprescribed refrigerants and oils.• Do not compress air.• Wear protective goggles.
	Caution , Hot Surface <ul style="list-style-type: none">• Do not touch with bare hands.



Mbsm.pro, QXA-C133B030gA, Compressor GREE, PANASONIC, 12000 Btu, R410, 2JS464D3CA02, 24000 Btu,r22

**Mbsm.pro, LG compressor, R22,
QK Series, QK222P,1PH, 1.5
hp, 220/240V – 50Hz, 12000
btu, 1 Ton, Capacitor 35 mf**

written by Lilianne | 24 January 2024



Private Picture Copyright : WWW.MBSM.PRO

Mbsm.pro, LG compressor, R22, QK Series, QK222P, 1PH, 1.5 hp, 220/240V – 50Hz, 12000 btu, 1 Ton, Capacitor 35 mf

**Mbsm.pro, air conditioner,
mediterranean , CON12HR3,
Split type air conditioner,
12000 btu, r22, 850 g, 1350
w, 6 A,**

written by Lilianne | 24 January 2024

CE



SPLIT TYPE AIR CONDITIONER

INDOOR MODEL	CON12HR3		
OUTDOOR MODEL	CON12HR3		
COOLING CAPACITY	12000Btu/h		
HEATING CAPACITY	14000Btu/h		
REFRIGERANT	R22/850g		
EXCESSIVE OPERATING PRESSURE	DISCHARGE	2.6MPa	
	SUCTION	1.0MPa	
WEIGHT	INDOOR	9kg	
	OUTDOOR	36kg	
POWER SOURCE	220-240V~ 50Hz, 1Ph		
STANDARD RATING CONDITIONS	COOLING	CURRENT	6.0A
		INPUT	1350W
	HEATING	CURRENT	6.0A
		INPUT	1350W
RATED CURRENT	8.0A		
RATED INPUT	1700W		

Private Picture Copyright : WWW.MBSM.PRO

Mbsm.pro, air conditioner, mediterranean , CON12HR3, Split type air conditioner, 12000 btu, r22, 850 g, 1350 w, 6 A,

SANYO

COMPRESSOR

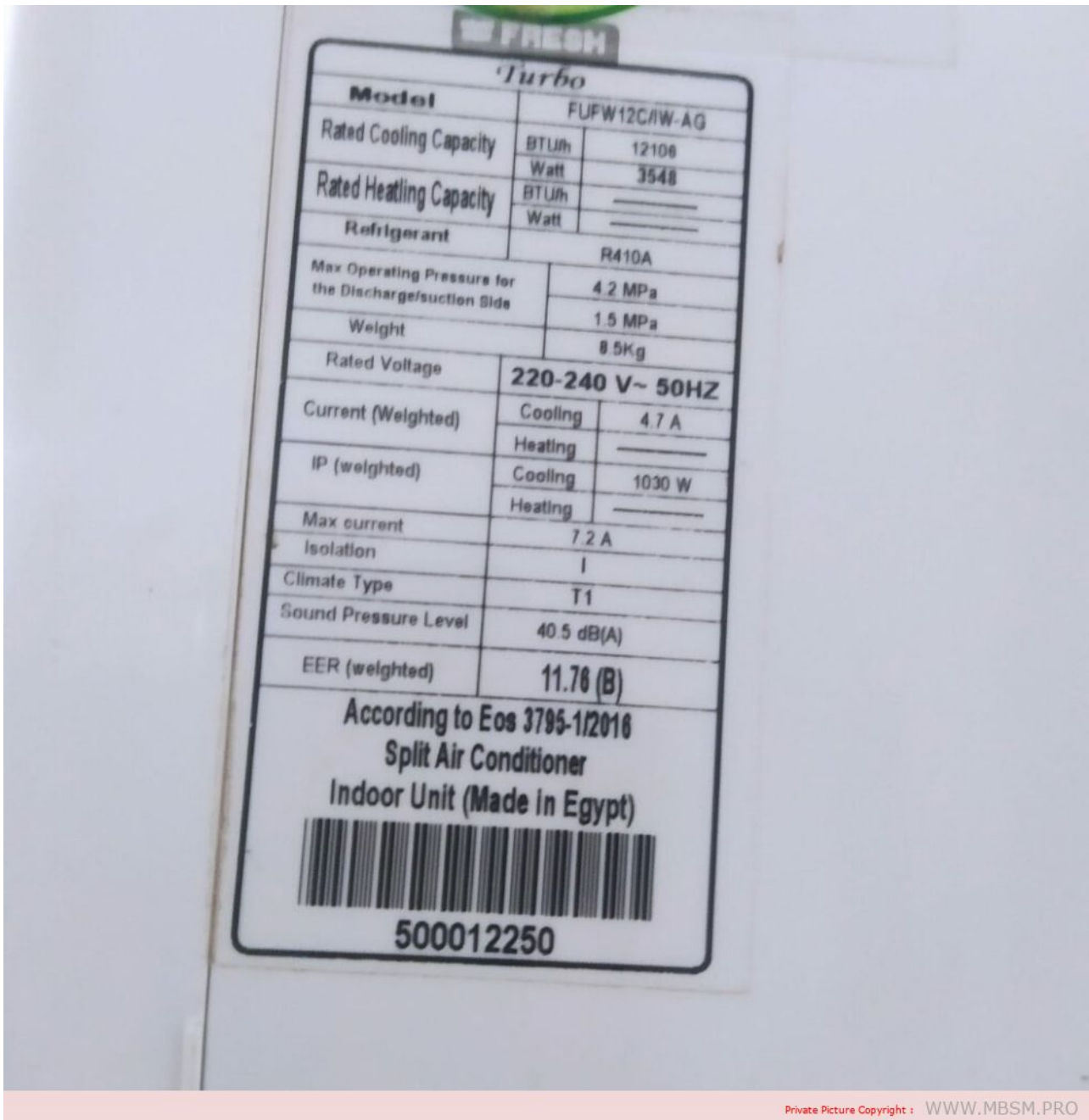
c-1rv147h01aa 12000btu

written by Lilianne | 24 January 2024

SANYO COMPRESSOR , c-1rv147h01aa,12000 btu, 1.5 hp, 1 ton

**Mbsm.pro, Fufw12caw-ag, air
conditioner, Fresh, turbo,
Cooling, heating, 12000 Btu,
1.5 hp, 1 ton, r410a, 850
grams, 8 Bar, 115 psi**

written by Lilianne | 24 January 2024



Private Picture Copyright : WWW.MBSM.PRO

Mbsm.pro, Fufw12caw-ag, air conditioner, Fresh, turbo, Cooling, heating, 12000 Btu, 1.5 hp, 1 ton, r410a, 850 grams

MBSM.pro, air conditioner,

Royalcool, RCW-12CH, RCO-12CH, 12000 btu, Cooling, Heating, 1 ton

written by Lilianne | 24 January 2024



MBSM.pro, air conditioner, Royalcool, RCW-12CH, RCO-12CH,
12000 btu, Cooling, Heating, 1 ton

Mbsm.pro, Air conditioner, Sharp, AE-a12fme, 12000 btu, r22, 860 g, 1.5 hp, 1 ton, cooling, heating, T1, PH 1

written by Lilianne | 24 January 2024



Mbsm.pro, Air conditioner, Sharp, AE-a12fme, 12000 btu, r22,
860 g, 1.5 hp, 1 ton, cooling, heating, T1, PH 1

Mbsm.pro, compressor,

**nht52vbet, 4 hp, SIAM, 2970w,
12000 btu, 1 ton, r22,
capillarie 0.064, 220V – 240V
50Hz, SIAM COMPRESSOR,
MITSUBISHI**

written by Lilianne | 24 January 2024



Mbsm.pro, compressor, nht52vbet, 4 hp, SIAM, 2970w, 12000 btu,
1 ton, r22, capillarie 0.064, 220V – 240V 50Hz, SIAM
COMPRESSOR, MITSUBISHI