

Mbsm.pro, Compressor, HUAYI, HYE69Y, 220-240V, 50-60Hz, R134A, 1/4 hp, 190 w, 1bp

written by Lilianne | 29 September 2023




Private Picture Copyright : WWW.MBSM.PRO

Mbsm.pro, Compressor, HUAYI, HYE69Y, 220-240V, 50-60Hz, R134A, 1/4 hp, 190 w, 1bp

Mbsm.pro, Compressor, coolant, Cubigel, R134a, GL18AA, 220-240V, 50Hz, 3/8 hp++, 1/2HP-

written by Lilianne | 29 September 2023



Private Picture Copyright : WWW.MBSM.PRO

Mbsm.pro, Compressor, coolant, Cubigel, R134a, GL18AA,
220-240V, 50Hz, 3/8 hp++, 1/2HP-

**Mbsm.pro, Compressor, Zanussi
,ZEL, 0F1033A, 1/5 hp, 1bp,
220-240V, 50HZ, R134A**

written by rober us | 29 September 2023

C 8665853

Electrolux
COMPRESSORS

OF1033C 0225
200--220V~50Hz

R134a

8 054
0916710 2



Mbsm.pro, Compressor,Zanussi ,ZEL, 0F1033A, 1/5 hp, 1bp,
220-240V, 50HZ, R134A

- Voltage frequency
220-240V/50Hz
- Refrigerant / Réfrigérant
R134a
- Nominal horsepower / Horse Power
1/5CV
- Application condition/ Application
PSL
- Cooling capacity (w) Capacité de refroidissement
50-70
- Type of engine
RSIR
- La temperature d'évaporation (W)
-23.3°C



© R134a LBP 220-240V/50Hz

系列 规格	型号	排气 温度	排气 压力	排气 流量	制冷剂 回 露点温度 (°C) / Cooling Capacity ASHRAE											回 露点 温度 (°C)	回 露点 压力 (bar)	回 露点 流量 (kg/h)		
					W / °C															
					-30	-25	-20	-15	-10	-5	0	5	10	15	20					
Tau 系列 LBP	CF605	3.4	U11	RSR	45	59	76	95	119	149	185	228						70	0.98	163
	CF790	3.8	1E-	RSR	55	72	94	118	147	184	229	292						83	1.01	163
	CF789	4.4	1E-	RSR	65	85	110	138	172	214	268	330						102	1.03	174
	DF103A	5.7	1E-	RSR	83	109	141	176	220	276	344	423						118	1.18	174
	DF130A	7.5	1A-	RSR	105	137	178	223	279	349	434	534						158	1.19	183
Tau 中 系列 LBP	DVY3AA	3.5	U11	RSRRSQR	47	62	80	100	125	157	195	240						99	1.18	174
	DVY4AA	4.2	1T	RSRRSQR	59	77	99	125	156	196	244	300						83	1.20	174
	DVY4AA	4.4	1E-	RSRRSQR	70	91	118	145	184	231	288	354						94	1.25	174
	DVY3AA	5.3	1E-	RSRRSQR	82	107	139	174	217	272	339	417						105	1.33	174
	DVY3AA	5.7	1E-	RSRRSQR	89	116	150	186	234	294	369	450						113	1.33	174
	DVY6AA	6.6	1E-	RSRRSQR	107	140	182	226	284	357	444	540						133	1.37	174
	DVY7AA	7.5	1E-	RSRRSQR	118	154	200	250	312	382	465	560						149	1.34	174
	DTM6AA	8.6	1A-	RSRRSQR	136	177	230	286	350	424	507	600						161	1.43	174
	DTM6AA	9.3	1A-	RSRRSQR	150	200	260	325	406	500	604	700						182	1.43	184
	DTM6AA	9.3	1A-	RSR	150	200	270	338	421	520	630	740						220	1.50	184
高 压 系列 LBP	DTM15AA	10.0	1C-	CSR	177	231	306	375	468	588	730	900						222	1.50	184
	DTM15AA	10.0	1C-	CSR	190	254	338	413	515	647	800	980						241	1.57	184

Private Picture Copyright : WWW.MBSM.PRO

© R134a LBP 220-240V/50Hz

系列 规格	型号	排气 温度	排气 压力	排气 流量	制冷剂 回 露点温度 (°C) / Cooling Capacity ASHRAE											回 露点 温度 (°C)	回 露点 压力 (bar)	回 露点 流量 (kg/h)		
					W / °C															
					-30	-25	-20	-15	-10	-5	0	5	10	15	20					
Lambda 系列 LBP	GL20A7	3.4	U12	RSR	40	53	68	85	105	133	166	204						87	1.20	182
	GL11A	4.1	1E-	RSR	55	72	91	112	140	175	220	273	338					90	1.25	182
	GL14A	4.9	1E-	RSR	63	83	108	140	175	218	274	340	420					108	1.30	182
	GL140T	4.9	1E-	RSRRSQR	83	108	140	175	218	274	340	420						108	1.40	182
	GL180T	5.7	1E-	RSRRSQR	99	129	168	210	262	329	410	504						129	1.30	188
	GL18A	6.6	1E-	RSRRSQR	110	144	187	234	290	367	456	561						141	1.30	184
	GL200A	7.5	1E-	RSRRSQR	118	154	200	250	312	382	465	560						152	1.32	184
GL190A	8.7	1T	RSR	104	136	176	220	275	340	420	528						1	1.44	184	
GL200A	7.5	1E-	RSR	126	164	213	266	332	417	520	638						1	1.44	184	

© R134a MHPB 220-240V/50Hz

系列 规格	型号	排气 温度	排气 压力	排气 流量	制冷剂 回 露点温度 (°C) / Cooling Capacity ASHRAE											回 露点 温度 (°C)	回 露点 压力 (bar)	回 露点 流量 (kg/h)
					W / °C													
					-30	-25	-20	-15	-10	-5	0	5	10	15	20			
中 压 系列 MHPB	GL80T	5.3	1E-	CSR				172	213	260	320	410	503	540	605	340	2.25	174
	GL80T	7.5	1E-	CSR				204	252	308	380	486	595	640	717	352	2.44	184
	GL80T	7.5	1E-	CSR				239	296	361	456	570	698	750	840	321	2.32	184
	GL10T	7.5	1E-	CSR				248	307	378	476	593	725	780	874	342	2.28	184
	GL10T	9.3	1E-	CSR				281	347	423	537	669	819	880	995	479	2.05	184
	GHP15AA	10.0	1	CSR				351	433	529	671	836	1020	1100	1231	350	2.00	215
	GHP15AA	10.0	1	CSR				415	512	625	783	988	1200	1300	1456	350	2.00	215
	GHP15AA	10.0	1	CSR				510	630	770	976	1216	1488	1600	1781	330	2.20	215
GHP15AA	21.0	1	CSR				605	749	914	1156	1444	1767	1900	2128	300	2.10	215	

Private Picture Copyright : WWW.MBSM.PRO

Mbsm.pro, Compressor, kx69Lbeg, LG, Serie Kx, 1/5 hp++, 1/4 hp-, Lbp, r134a, 220-240v, RSIR, PTC, 190 w/input 150 w, capillary 0.040

written by mahdi miled | 29 September 2023




Private Picture Copyright : WWW.MBSM.PRO

Mbsm.pro, Compressor, kx69Lbeg, LG, Serie Kx, 1/5 hp++, 1/4 hp-, Lbp, r134a, 220-240v, RSIR, PTC, 190 w, capillary 0.040

Mbsm.pro, Air conditioner, Compressor, 24000 btu, 3RV416H2AAF, R-22, 220-240V, Sanyo

written by Lilianne | 29 September 2023

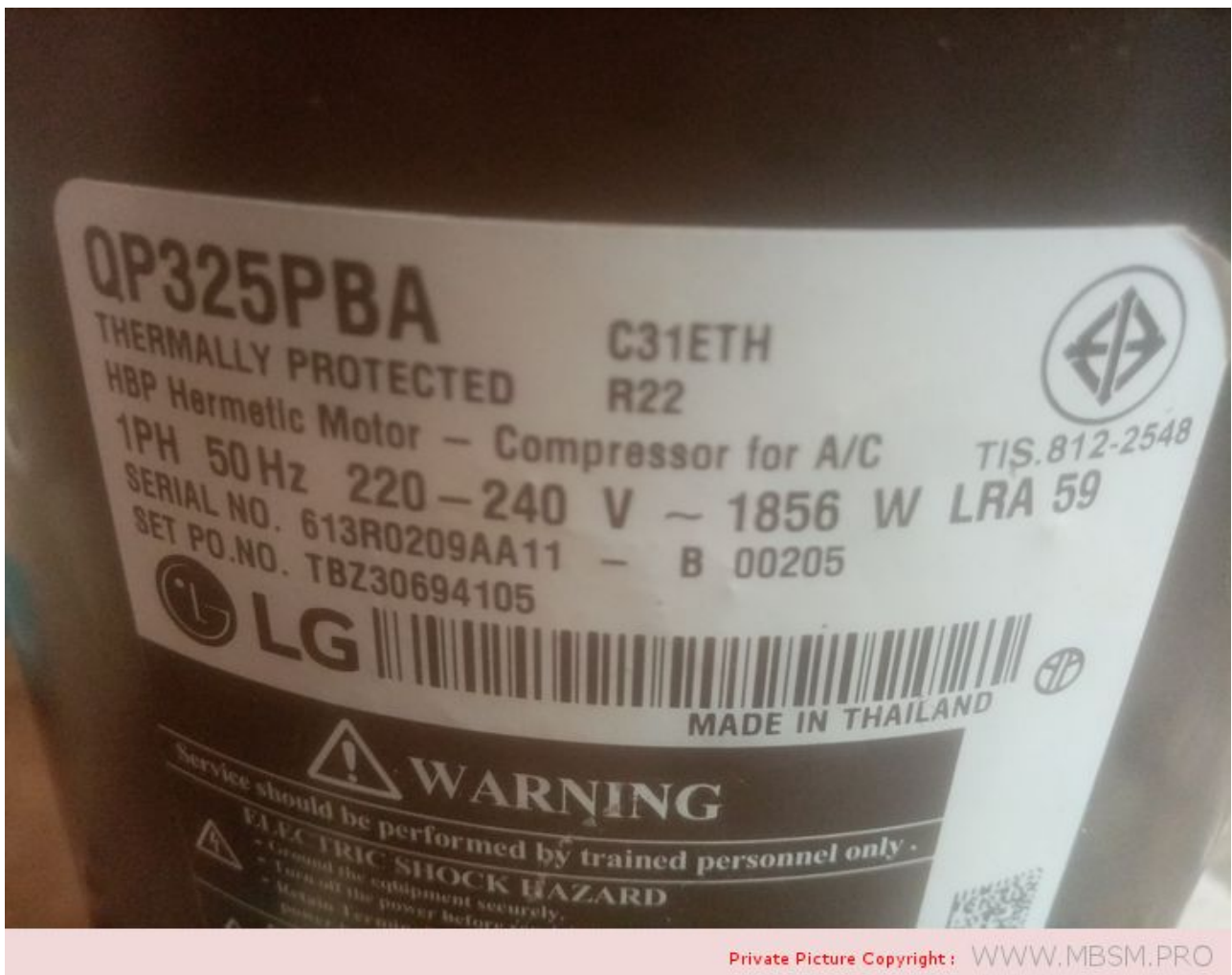


Mbsm.pro, Air conditioner, Compressor, 24000 btu, 3RV416H2AAF,
R-22, 220-240V, Sanyo

Mbsm.pro, compressor,
qp325pba, 2 hp, 1856 w, r22,

**20000 btu/h,
1PH, 220-240V, 50Hz , QJ
series LG compressor**

written by Lilianne | 29 September 2023



Private Picture Copyright : WWW.MBSM.PRO

Mbsm.pro, compressor, qp325pba, 2 hp, 1856 w, r22, 20000
btu/h, 1PH, 220-240V, 50Hz , QJ series LG compressor

Mbsm.pro, Compressor, LX72LAT, 1/4 hp, LX Capacity, 7.2 cc, R134a, LBP, 220-240V, 50Hz 220V, 60Hz, CSIR, PTC

written by Lilianne | 29 September 2023

: LBP

Series	Model	Motor Type	Voltage/ Frequency	Performance					Test Condition	Dimension
				Capacity			EER	COP		Height
				V/Hz	Kcal/hr	Btu/W/hr	Watts	Btu/W/hr		W/W
	LX67LABM	RSCR	220/50	155	615	180	4.81	1.41	ASHRAE	200
	LX67LHBM	RSCR	220/50	155	615	180	4.02	1.18	ASHRAE	203
	LX72LATG	RSIR	220-240/50	170	675	198	4.24	1.24	ASHRAE	200
	LX72LBEG	RSIR	220-240/50	170	675	198	4.38	1.28	ASHRAE	200
	LX72LAAM	RSCR	110/50	170	675	198	4.30	1.26	ASHRAE	200
	LX72LATF	CSIR	220-240/50	170	675	198	4.24	1.24	ASHRAE	200
	LX72LATH	CSR	220-240/50	170	675	198	4.30	1.26	ASHRAE	200
	LX72LAEM	RSCR	220-240/50	172	683	200	4.50	1.32	ASHRAE	200
	LX72LHJH	CSR	220/50	172	683	200	4.24	1.24	ASHRAE	203
	LX72LHJM	RSCR	220/50	172	683	200	4.24	1.24	ASHRAE	203
	LX72LHJF	CSIR	220/50	172	683	200	3.80	1.11	ASHRAE	203
	LX67LAQG	RSIR	100-115/60	187	742	217	4.19	1.23	ASHRAE	200
	LX86LABM	RSCR	220/50	194	770	226	4.84	1.42	ASHRAE	203
	LX86LBEG	RSIR	220-240/50	194	770	226	4.30	1.26	ASHRAE	200
	LX86LBEF	CSIR	220-240/50	194	770	226	4.30	1.26	ASHRAE	200
	LX86LBEF	CSIR	220-240/50	194	770	226	4.30	1.26	ASHRAE	200

Private Picture Copyright: WWW.MBSM.PRO

Mbsm.pro, Compressor, LX72LAT, 1/4 hp, LX Capacity, 7.2 cc, R134a, LBP, 220-240V, 50Hz 220V, 60Hz, CSIR, PTC

Mbsm.pro, Compressor, LG, FMA102NAMA, inverter, 1/4 hp, LBP, F: Linear, Medium, C Generation, 10.2 cc/rev, Cuivre Wire, R600a, 220-240V, 50 / 60Hz, A-Control card

written by Lilianne | 29 September 2023



Mbsm.pro, Compressor, LG, FMA102NAMA, inverter, 1/4 hp, LBP, F: Linear, Medium, C Generation, 10.2 cc/rev, Cuivre Wire, R600a, 220-240V, 50 / 60Hz, A-Control card

**Mbsm.pro, mini fridge,
Compressor, JIAXIPERA,
T1116Y, 1/5 Hp, LBP, R600a,
220-240V, 10.5 cm³., 184 W,
628 BTU/u**

written by Lilianne | 29 September 2023



Mbsm.pro, mini fridge, Compressor, JIAXIPERA, T1116Y, 1/5 Hp, LBP, R600a, 220-240V, 10.5 cm³., 184 W, 628 BTU/u

**Mbsm.pro, Compressor, 1/5 hp,
CUBIGEL, NLY60LA, LBP, R290,
220-240V, 50HZ**

written by Lilianne | 29 September 2023



Private Picture Copyright : WWW.MBSM.PRO

Mbsm.pro, Compressor, 1/5 hp, CUBIGEL, NLY60LA, LBP, R290, 220-240V, 50HZ